

PRODUCT MONOGRAPH
INCLUDING PATIENT MEDICATION INFORMATION

VONVENDI™

von Willebrand Factor (Recombinant)

Lyophilized Powder for Solution
650 and 1300 IU VWF:RCo / vial
Intravenous Injection

Antihemorrhagic Blood Coagulation Factors

Shire Pharma Canada ULC
22 Adelaide St. West, Suite 3800
Toronto, Ontario
Canada
M5H 4E3

Date of Initial Approval:
January 10, 2019

Submission Control No: 213188

VONVENDI is a trademark or registered trademark of Baxalta Incorporated, a Shire plc affiliate. SHIRE and the Shire Logo are trademarks or registered trademarks of Shire Pharmaceuticals Ireland Limited, a Shire plc affiliate.

RECENT MAJOR LABEL CHANGES

None.

TABLE OF CONTENTS

RECENT MAJOR LABEL CHANGES	2
TABLE OF CONTENTS	2
PART I: HEALTH PROFESSIONAL INFORMATION	4
1 INDICATIONS	4
1.1 Pediatrics.....	4
1.2 Geriatrics	4
2 CONTRAINDICATIONS	4
3 DOSAGE AND ADMINISTRATION	4
3.1 Dosing Considerations.....	4
3.2 Recommended Dose and Dosage Adjustment.....	5
3.3 Administration.....	7
3.4 Reconstitution.....	8
3.5 Missed Dose.....	11
4 OVERDOSAGE	11
5 DOSAGE FORMS, STRENGTHS, COMPOSITION AND PACKAGING	12
6 DESCRIPTION	12
7 WARNINGS AND PRECAUTIONS	13
7.1 Special Populations	14
7.1.1 Pregnant Women	14
7.1.2 Breast-feeding.....	14
7.1.3 Pediatrics	14
7.1.4 Geriatrics.....	15
8 ADVERSE REACTIONS	15
8.1 Adverse Reaction Overview	15
8.2 Clinical Trial Adverse Reactions	15
8.3 Less Common Clinical Trial Adverse Reactions	17
8.4 Clinical Trial Adverse Reactions (Pediatrics).....	17
8.5 Post-Market Adverse Reactions	17
9 DRUG INTERACTIONS	17
9.1 Overview.....	17
9.2 Drug-Drug Interactions	17
9.3 Drug-Food Interactions.....	17
9.4 Drug-Herb Interactions	17
9.5 Drug-Laboratory Test Interactions	17

10	ACTION AND CLINICAL PHARMACOLOGY	18
	10.1 Mechanism of Action	18
	10.2 Pharmacodynamics.....	18
	10.3 Pharmacokinetics	18
11	STORAGE, STABILITY AND DISPOSAL	19
12	SPECIAL HANDLING INSTRUCTIONS	19
	PART II: SCIENTIFIC INFORMATION	20
13	PHARMACEUTICAL INFORMATION	20
14	CLINICAL TRIALS	20
	14.1 Trial Design and Study Demographics	20
	14.2 Study Results	22
15	MICROBIOLOGY	25
16	NON-CLINICAL TOXICOLOGY	25
	PATIENT MEDICATION INFORMATION	26

PART I: HEALTH PROFESSIONAL INFORMATION

1 INDICATIONS

VONVENDI (von Willebrand factor (Recombinant)) is indicated for:

- Treatment and Control of bleeding episodes in adults (age ≥ 18) diagnosed with von Willebrand Disease (VWD).
- Perioperative management of bleeding in adults (age ≥ 18) diagnosed with VWD.

1.1 Pediatrics

Pediatrics (age < 18): No data are available to Health Canada; therefore, Health Canada has not authorized an indication for pediatric use.

1.2 Geriatrics

Geriatrics (age ≥ 65): There is insufficient data to recommend the use of VONVENDI in elderly patients.

2 CONTRAINDICATIONS

VONVENDI is contraindicated in patients who have had a serious hypersensitivity reaction to this drug or to any ingredient in the formulation, including any non-medicinal ingredient, mouse or hamster proteins, or component of the container. For a complete listing, see Dosage Forms, Strengths, Composition, and Packaging.

3 DOSAGE AND ADMINISTRATION

3.1 Dosing Considerations

Treatment with VONVENDI should be supervised by a physician experienced in the treatment of hemostatic disorders.

Dosage and frequency must be personalized according to clinical judgment and based on the patient's weight, type and severity of the bleeding episodes and surgical intervention, and also based on monitoring of appropriate clinical and laboratory measures (See **WARNINGS AND PRECAUTIONS, Monitoring and Laboratory Tests**).

Hemostasis cannot be ensured until Factor VIII coagulant (FVIII:C) activity is at least 0.4 IU/mL (i.e., $\geq 40\%$ of normal activity). Depending on the patient's baseline FVIII:C level, a single infusion of rVWF is expected, in a majority of patients, to lead to an increase in endogenous FVIII:C activity above 40% within 6 hours. If the patient's baseline plasma FVIII:C level is $< 40\%$ or is unknown, then an approved recombinant FVIII (rFVIII) product (i.e., one that does not contain VWF) should be administered with the first infusion of VONVENDI to achieve a hemostatic plasma FVIII:C level. However, if an immediate rise of FVIII:C is unnecessary, or if the baseline FVIII:C level is sufficient to ensure hemostasis, then VONVENDI may be administered without rFVIII.

In case of major bleeding events or major surgeries requiring repeated, frequent infusions, monitoring of FVIII levels is recommended, to decide if rFVIII is required for subsequent

infusions and to avoid an excessive rise of FVIII.

Patients should be monitored for the development of neutralizing antibodies (inhibitors) against VWF or FVIII. If the expected VWF:RCo activity (Ristocetin cofactor activity) plasma levels are not attained, or if bleeding is not controlled with an appropriate dose, an assay should be performed to determine if a VWF or FVIII inhibitor is present. See **7 WARNINGS AND PRECAUTIONS, Sensitivity/Resistance**.

3.2 Recommended Dose and Dosage Adjustment

Treatment of Bleeding Episodes

Rapid correction of both VWF:RCo and FVIII:C levels is important in the successful management of acute bleeding episodes.

The first dose of VONVENDI should be 40 to 80 IU/kg body weight. Replacement levels of VWF:RCo > 0.6 IU/mL (60%) and FVIII:C > 0.4 IU/mL (40%) should be achieved. Dosing guidelines for treatment of minor and major bleeding are provided in Table 1.

Administer VONVENDI with recombinant FVIII (rFVIII) if the FVIII:C level is <40% or is unknown in all situations where a rapid correction to the hemostatic plasma level of FVIII:C should be achieved (such as treatment of an acute hemorrhage, severe trauma or emergency surgery), in order to control bleeding. The rFVIII dose should be calculated according to the difference between the patient's baseline plasma FVIII:C level and the desired peak FVIII:C level to achieve an appropriate plasma FVIII:C level based on the approximate mean incremental recovery of 2.0 (IU/dL)/(IU/kg). Administer the complete dose of VONVENDI followed by rFVIII within 10 minutes.

Table 1 – Dosing Recommendations for the Treatment of Minor and Major Bleeding

Type of Bleeding	Initial Dose ^a (IU VWF:RCo/kg body weight)	Subsequent Dose
Minor (e.g. epistaxis, oral bleeding, menorrhagia)	40 to 50 IU/kg	40 to 50 IU/kg every 8 to 24 hours (or as long as deemed clinically necessary)
Major^b (e.g. severe or refractory epistaxis, menorrhagia, gastrointestinal bleeding, central nervous system trauma, hemarthrosis, or traumatic hemorrhage)	50 to 80 IU/kg	40 to 60 IU/kg every 8 to 24 hours for approximately 2-3 days (or as long as deemed clinically necessary)

^a If rFVIII is administered, see rFVIII product monograph for dosing, reconstitution and administration instructions.

^b A bleed could be considered major if red blood cell transfusion is either required or potentially indicated or if bleeding occurs in a critical anatomical site (e.g., intracranial or gastrointestinal (GI) hemorrhage).

Administer a subsequent dose of 40 IU to 60 IU/kg of VONVENDI every 8 to 24 hours as per the dosing ranges in Table 1, or as long as clinically necessary. In major bleeding episodes, maintain trough levels of VWF:RCo > 50% as long as deemed clinically necessary.

Treatment in Case of Surgery

Assess baseline VWF:RCo and FVIII:C levels prior to initiation of any surgical procedure. The recommended minimum FVIII:C target levels prior to initiating the surgical procedure are 30 IU/dL for minor surgery and 60 IU/dL for major surgery.

To raise endogenous FVIII:C levels to the recommended minimum target levels (30 IU/dL for minor surgery and 60 IU/dL for major surgery), a dose of 40 to 60 IU/kg VONVENDI may be administered 12 to 24 hours prior to initiating surgery.

FVIII:C levels should be assessed within 3 hours prior to initiating the surgical procedure. If the levels are at the recommended minimum target levels, administer a dose of VONVENDI alone within 1 hour prior to the procedure to maintain adequate levels of VWF:RCo and FVIII:C (Table 2). If the FVIII:C levels are below the recommended minimum target levels, administer VONVENDI in addition to rFVIII to raise VWF:RCo and FVIII:C.

Refer to Table 2 for recommended VWF:RCo and FVIII:C target peak plasma levels for the prevention of excessive bleeding during and after surgery. When possible, incremental recovery (IR) for rVWF should be determined before an elective surgery. If the IR is not available, assume an IR of 2.0 IU/dL per IU/kg for rVWF.

Table 2 – Recommended VWF:RCo and FVIII:C Target Peak Plasma Levels for the Prevention of Excessive Bleeding During and After Surgery

Type of Surgery	VWF:RCo Target Peak Plasma Level	FVIII:C Target Peak Plasma Level ^a	Calculation of rVWF Dose (to be administered within 1 hour prior to surgery) (IU VWF:RCo required)
Minor	50 - 60 IU/dL	40 - 50 IU/dL	$\Delta^b \cdot \text{VWF:RCo} \times \text{BW (kg)} / \text{IR}^c$
Major	100 IU/dL	80 - 100 IU/dL	

a. Additional rFVIII may be required to attain the recommended FVIII:C target peak plasma levels. Dosing calculation should be done based on the IR and product monograph.

b. Δ = Target peak plasma VWF:RCo - baseline plasma VWF:RCo.

c. $\text{IR} = [\text{Plasma VWF:RCo at 30 minutes post-infusion (IU/dL)} - \text{Plasma VWF:RCo at baseline (IU/dL)}] / \text{Dose (IU/kg)}$

After the initiation of the surgical procedure, the VWF:RCo and FVIII:C plasma levels should be monitored and the intra and postoperative substitution regimen should be individualized according to the PK results, intensity and duration of the hemostatic challenge, and the institution's standard of care.

In general, the frequency of VONVENDI dosing should range between every 12 hours and every 48 hours. Refer to Table 3 for recommended VWF:RCo and FVIII:C target trough plasma levels and minimum duration of treatment for subsequent maintenance doses during and after surgery.

Table 3 – Recommended VWF:RCo and FVIII:C Target Trough Plasma Level and Minimum Duration of Treatment Recommendations for Subsequent Maintenance Doses

Type of Surgery	VWF:RCo Target Trough Plasma Level		FVIII:C Target Trough Plasma Level		Minimum Duration of Treatment	Frequency of Dosing
	Up to 72 hours Post Surgery	After 72 hours Post Surgery	Up to 72 hours Post Surgery	After 72 hours Post Surgery		
Minor	≥ 30 IU/dL	-	> 30 IU/dL	-	48 hours	Every 12-24 hours / Every other day
Major	> 50 IU/dL	> 30 IU/dL	> 50 IU/dL	> 30 IU/dL	72 hours	Every 12-24 hours / Every other day

3.3 Administration

The Reconstitution steps (see Reconstitution) should be followed closely prior to administration. Reconstituted product should be inspected visually prior to administration. After withdrawal from the vial, the reconstituted solution within the syringe should be a clear, colourless solution, free from particles.


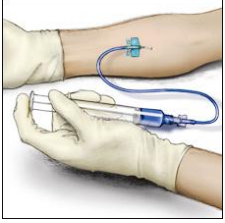
Do not administer the solution if particulate matter, or colouration or cloudiness is found in the syringe.

Administer the product intravenously (IV) following the administration steps. The rate of administration should be a rate slow enough that ensures the comfort of the patient, up to a maximum of 4 mL/min.

It is strongly recommended that every time VONVENDI is administered, the patient name and batch number of the product are recorded to maintain a link between the patient and the batch of the product.

If you need to infuse recombinant factor VIII (rFVIII), reconstitute rFVIII as instructed in the product monograph for that product. rFVIII should be administered within 10 minutes after you have infused the complete dose of VONVENDI.

Administration Steps:



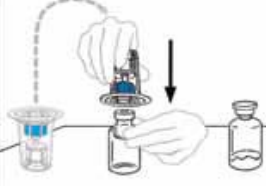
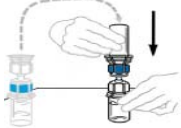


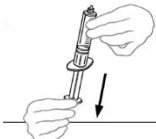
Steps	Image Example
<p>1. Attach the infusion needle to a syringe containing VONVENDI solution. For comfort, a winged (butterfly) infusion set is preferred. Point the needle up and remove any air bubbles by gently tapping the syringe with your finger and slowly and carefully pushing air out of the syringe and needle.</p>	
<p>2. Apply a tourniquet and get the infusion site ready by wiping the skin well with a sterile alcohol swab (or other suitable sterile solution).</p> <p>Reconstituted product should be inspected visually prior to administration. After withdrawal from the vial, the reconstituted solution within the syringe should be a clear, colourless solution, free from particles. Do not administer the solution if particulate matter, or discolouration or cloudiness is found in the syringe.</p>	
<p>3. Insert the needle into the vein and remove the tourniquet.</p> <p>Slowly infuse VONVENDI. Do not infuse any faster than 4 mL per minute. Disconnect the empty syringe. If your dose requires multiple syringes, attach and administer each additional syringe of VONVENDI one at a time.</p> <p>Note:</p> <ul style="list-style-type: none"> Do not remove butterfly needle until all syringes have been infused and do not touch the Luer port that connects to the syringe. If recombinant factor VIII (rFVIII) is prescribed, administer rFVIII within 10 minutes after you have infused the complete dose of VONVENDI. 	
<p>4. Take the needle out of the vein and use sterile gauze to put pressure on the infusion site for several minutes.</p>	
<p>5. Do not recap the needle. Place the needle, syringe, and empty VONVENDI and diluent vial(s) in a hard-walled sharps container for proper disposal. Do not dispose of these supplies in ordinary household trash. Any unused medicinal product or waste material should be disposed of in accordance with local requirements.</p>	


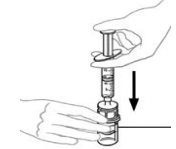
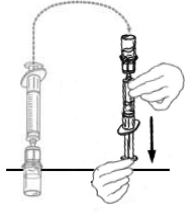
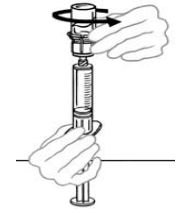
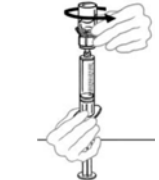
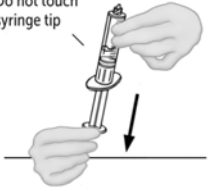
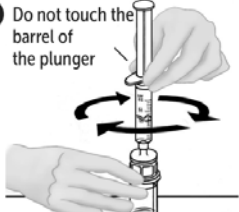
3.4 Reconstitution

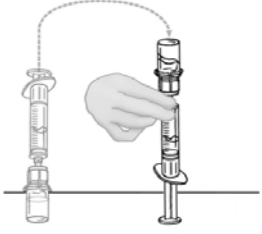
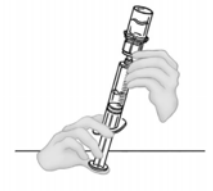
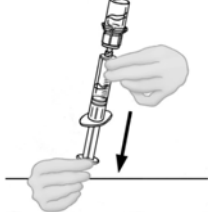
Do not shake the solution containing the reconstituted product. Even if the Reconstitution Steps are precisely followed, it is not uncommon for a few flakes or particles to remain in the product vial after reconstitution (step 6). The filter included in the Mix2Vial device removes those particles completely. Filtration does not influence dosage calculations.

Use reconstituted product within 3 hours to avoid risk of microbial contamination. Do not refrigerate after reconstitution.

Reconstitution Steps

Steps	Image Example
<p>1. Remove the caps from the VONVENDI powder and diluent vials to expose the center of the rubber stoppers</p> <p>Note: VONVENDI and the sterile water must be at room temperature before you start.</p>	
<p>2. Disinfect each stopper with a separate sterile alcohol swab (or other suitable sterile solution) by rubbing the stopper for several seconds and allow it to dry prior to use. Place the vials on a flat surface.</p>	
<p>3. Open the Mix2Vial device package by completely peeling away the lid, without touching the inside of the package. Do not remove the Mix2Vial device from the package.</p>	
<p>4. Turn the package with the Mix2Vial device upside down and place it over the top of the diluent vial. Firmly insert the blue plastic spike of the device into the center of the diluent vial stopper by pushing straight down. Grip the package at its edge and lift it off the Mix2Vial device. Be careful not to touch the clear plastic spike. The diluent vial now has the Mix2Vial device connected to it and is ready to be connected to the VONVENDI vial.</p>	
<p>5. To connect the diluent vial to the VONVENDI vial, turn the diluent vial over and place it on top of the vial containing VONVENDI concentrate. Fully insert the clear plastic spike into the VONVENDI vial stopper by firmly pushing straight down. This should be done right away to keep the liquid free of germs. The diluent will flow into the VONVENDI vial by vacuum. Verify that diluent transfer is complete. Do not use if vacuum has been lost.</p>	
<p>6. Gently and continuously swirl the connected vials or allow the reconstituted product to sit for 5 minutes then gently swirl to ensure the powder is completely dissolved. Do not shake. Shaking will adversely affect the product. Do not refrigerate after reconstitution.</p> <p>Note: It is not uncommon for some flakes or particles to remain in the reconstituted vial. The filter included in the Mix2Vial device will remove extraneous flakes and particles, and resulting solution in the syringe should be clear and colourless.</p>	
<p>7. Disconnect the two sides of the Mix2Vial from each other by holding the clear plastic side of the Mix2Vial device attached to the VONVENDI vial with one hand and the blue plastic side of the Mix2Vial device attached to the diluent vial with the other hand. Turn the blue plastic side counterclockwise and gently pull the two vials apart. Do not touch the end of the plastic connector attached to the VONVENDI vial containing the dissolved product. Place the VONVENDI vial on a flat work surface. Discard the empty diluent vial.</p>	
<p>8. Draw air into the empty, sterile disposable plastic syringe by pulling back on the plunger. The amount of air should equal the amount of reconstituted VONVENDI that you will withdraw from the vial.</p>	

<p>9. Leaving the VONVENDI vial (containing the dissolved product) on your flat work surface, connect the syringe to the clear plastic connector by attaching and turning the syringe clockwise.</p>	
<p>10. Hold the vial with one hand and use the other hand to push the entire amount of air from the syringe into the vial. The required amount of product will not be drawn into the syringe if all the air is not pushed into the vial.</p>	
<p>11. Flip connected syringe and VONVENDI vial so the vial is on top. Be sure to keep the syringe plunger pressed in. Draw the reconstituted VONVENDI solution into the syringe by pulling plunger back slowly (<math><1\text{ mL/sec}</math>). Do not push and pull solution back and forth between syringe and vial. Doing so may harm the integrity of the product. Inspect syringe visually for particulate matter; the solution should be clear and colourless in appearance. If flakes or particles are seen in the syringe, do not use the solution and notify the manufacturer.</p>	
<p>12. When ready to infuse, disconnect the syringe by turning it counterclockwise.</p> <p>NOTE: If the dose requires more than one vial of VONVENDI:</p> <ul style="list-style-type: none"> • Leave the syringe attached to the vial until an additional vial is prepared to reduce risk of contamination. • Prepare additional vial(s) of VONVENDI using a separate Mix2Vial device following the reconstitution steps above (1 to 7). 	
<p>13. Up to two vials of VONVENDI may be pooled into a single syringe. If you have a second vial of reconstituted VONVENDI:</p> <p>a. Disconnect the syringe with reconstituted solution carefully from the first vial of VONVENDI by turning the syringe counterclockwise. Do not touch exposed connector.</p>	
<p>b. Pull the plunger back to draw air into the syringe containing the first vial of reconstituted VONVENDI. The amount of air added should equal the amount of reconstituted VONVENDI you will withdraw from the second vial. Do not touch exposed connector.</p>	<p>⚠ Do not touch syringe tip</p> 
<p>c. Leave second vial of VONVENDI on flat surface and connect syringe by attaching to plastic connector and turning syringe clockwise.</p>	<p>⚠ Do not touch the barrel of the plunger</p> 

<p>d. Flip connected syringe and second vial of VONVENDI so vial is on top</p>	
<p>e. Hold the vial with one hand and use the other hand to slowly push air into vial by pressing the syringe plunger. Do not push any fluid from the syringe into the vial.</p>	
<p>f. Draw reconstituted VONVENDI from second vial of VONVENDI into syringe by slowly pulling back the plunger. Do not push any fluid from the syringe into the vial.</p> <p>Leave syringe attached to vial until ready to infuse to reduce risk of contamination.</p>	
<p>Note: If the dose requires more than two vials of reconstituted VONVENDI, use a NEW plastic syringe. No more than two vials of VONVENDI may be pooled into a single syringe.</p>	

3.5 Missed Dose

Double doses are generally not required to compensate for forgotten individual doses. Patients should be advised to proceed immediately with a regular administration of VONVENDI and to continue treatment at regular intervals as required.

4 OVERDOSAGE

The effects of higher than recommended doses of VONVENDI have not been characterized (See 7 WARNINGS AND PRECAUTIONS, Cardiovascular, Thrombogenicity for risk of thrombotic events).

For management of a suspected drug overdose, contact your regional poison control centre.

5 DOSAGE FORMS, STRENGTHS, COMPOSITION AND PACKAGING

Table 4 – Dosage Forms, Strengths, Composition and Packaging

Route of Administration	Dosage Form / Strength/Composition	Non-medicinal Ingredients
Intravenous Injection	Lyophilized Powder for Solution <ul style="list-style-type: none"> • 650 IU VWF:RCo / vial • 1300 IU VWF:RCo / vial For reconstitution <ul style="list-style-type: none"> • 650 IU vials are supplied with 5 mL of Sterile Water for Injection. • 1300 IU vials are supplied with 10 mL of Sterile Water for Injection. 	Glycine, Mannitol, Polysorbate 80 (Tween-80), Trehalose dihydrate, Tri-sodium citrate dihydrate The product contains no preservative.

VONVENDI is supplied in a package with a single-dose vial of lyophilized powder, a vial of Sterile Water for Injection, a reconstitution device (Mix2Vial), and package insert.

Each vial of VONVENDI is labeled with the actual amount of recombinant von Willebrand factor (rVWF) activity in international units (IU), as measured with the Ristocetin cofactor assay (VWF:RCo). The specific activity of VONVENDI is approximately 110 IU VWF:RCo/mg protein.

VONVENDI is reconstituted using Sterile Water for Injection and administered intravenously (IV). The 650 IU vial is reconstituted with 5 mL of Sterile Water for Injection; the 1300 IU vial is reconstituted with 10 mL of Sterile Water for Injection. VONVENDI contains approximately 130 IU rVWF:RCo/mL when reconstituted.

Components used in the packaging of VONVENDI are not made with natural rubber latex.

6 DESCRIPTION

VONVENDI is a purified recombinant von Willebrand factor (rVWF) expressed in Chinese Hamster Ovary (CHO) cells. VONVENDI is produced and formulated without the addition of any exogenous human- or animal-derived plasma proteins. The only proteins present in the final container product other than rVWF are trace quantities of mouse immunoglobulin (recombinant IgG from the immunoaffinity purification), proteins from the host CHO cells, rFurin (used to further process rVWF), and recombinant factor VIII (rFVIII).

Von Willebrand factor is a large multimeric glycoprotein that is normally found in plasma, and stored as ultra-large multimers in alpha-granules of platelets and intracellular organelles known as Weibel-Palade bodies, prior to secretion into the blood. Once the VWF is released to the blood stream and in contact with ADAMTS13 (a proteolytic enzyme in blood), it is cleaved to smaller sizes (detected by gel electrophoresis as the appearance of multiple satellite bands), representing the various multimers of VWF within the circulation. VONVENDI is a rVWF that contains ultra-large multimers in addition to all of the multimers found in plasma as it is not exposed to proteolysis by ADAMTS13 during the manufacturing process.

VONVENDI is formulated as a sterile, non-pyrogenic, and white to off-white lyophilized powder for intravenous injection and is supplied in a single-use vial. VONVENDI is reconstituted with Sterile Water for Injection.

7 WARNINGS AND PRECAUTIONS

Cardiovascular

Thrombogenicity

There is a risk of occurrence of thrombotic events particularly in patients with known risk factors for thrombosis, such as history of thrombotic events, ischemic stroke, coronary artery disease, low ADAMTS13 levels (such as may occur in patients with certain inflammatory diseases, liver failure, or alcoholic hepatitis), and patients undergoing a major surgery, especially orthopedic or cardiac surgery. Patients who are at risk for thrombosis should be monitored for early signs of thrombosis, and prophylaxis measures against thromboembolism should be instituted according to current recommendations and standard of care.

In clinical trials, one out of 80 VWD patients treated with VONVENDI developed proximal deep venous thrombosis in the perioperative period after undergoing total hip replacement.

In patients requiring frequent doses of VONVENDI in combination with rFVIII, plasma levels for FVIII:C activity should be monitored to avoid sustained excessive FVIII:C plasma levels, which may increase the risk of thrombotic complications. It is not recommended to administer VONVENDI in combination with a plasma derived FVIII product containing VWF.

Immune

Hypersensitivity Reactions

Hypersensitivity reactions (including anaphylaxis) may occur with rVWF and rFVIII. Symptoms of hypersensitivity may include but are not limited to, rash, urticaria, pruritus, paresthesias, tightness of the throat, chest pain or tightness, difficulty breathing, dizziness, nausea or fainting.

Patients and/or their caregivers should be informed of the early signs of hypersensitivity reactions and they should be advised to discontinue use of the product immediately and contact their physician if such symptoms occur.

Adequate medical treatment and provisions should be available for immediate use for a potential anaphylactic reaction. Since inhibitor antibodies can occur concomitantly with anaphylactic reactions, evaluate patients experiencing an anaphylactic reaction for the presence of inhibitors.

VONVENDI contains trace amounts of mouse immunoglobulin G and hamster proteins and there exists a remote possibility that patients treated with this product may develop hypersensitivity to these non-human mammalian proteins.

Monitoring and Laboratory Tests

Appropriate laboratory tests should be performed on the patient's plasma at suitable intervals to assure that adequate rVWF:RCo and rFVIII:C activity levels have been reached and are maintained.

Patients should be monitored for the development of VWF or FVIII neutralizing antibodies (inhibitors) if the expected VWF activity (VWF:RCo) plasma levels are not attained or if bleeding is not controlled with an appropriate dose of rVWF or rVWF/rFVIII.

For patients who will undergo surgical procedures, the surgery should be started only after normalization of the activated partial thromboplastin time (aPTT).

Sensitivity/Resistance

Neutralizing Antibodies (Inhibitors)

Neutralizing antibodies (inhibitors) to VWF and/or factor VIII can occur, especially in Type 3 VWD patients. If the expected plasma levels of VWF activity (VWF:RCo) are not attained, an appropriate assay should be performed to determine if an anti-VWF antibody and anti-FVIII antibody are present. In patients with high levels of anti-VWF antibodies, VWF therapy may not be effective and other therapeutic options should be considered.

Treatment of VWD patients who have high-titer of non-neutralizing VWF binding antibodies (due to previous treatments such as plasma-derived VWF or blood transfusions) may require a higher dose to overcome the binding antibody effect and such patients could be managed clinically by administration of higher doses of VONVENDI based on the PK data for each individual patient.

7.1 Special Populations

7.1.1 Pregnant Women

The safety of VONVENDI for use in pregnant women has not been established. Healthcare professionals should balance the potential risks and only prescribe VONVENDI if clearly needed.

The extent of exposure in pregnancy during clinical trials was very limited.

7.1.2 Breast-feeding

The safety of VONVENDI for use in lactating women has not been established. Healthcare professionals should balance the potential risks and only prescribe VONVENDI if clearly needed.

7.1.3 Pediatrics

Pediatrics (age <18): No data are available to Health Canada; therefore, Health Canada has not authorized an indication for pediatric use.

7.1.4 Geriatrics

Geriatrics (age ≥65): There is insufficient data to recommend the use of VONVENDI in elderly patients.

8 ADVERSE REACTIONS

8.1 Adverse Reaction Overview

The most common adverse drug reactions (incidence ≥ 2%) reported in the clinical trials were nausea, vomiting, dizziness, vertigo and pruritus generalised.

8.2 Clinical Trial Adverse Reactions

Because clinical trials are conducted under very specific conditions, the adverse reaction rates observed in the clinical trials may not reflect the rates observed in practice and should not be compared to the rates in the clinical trials of another drug. Adverse reaction information from clinical trials is useful for identifying drug-related adverse events and for approximating rates.

The adverse drug reactions (ADR) presented in Table 5 have been reported in 80 patients with von Willebrand disease (severe type 1 or 2, and type 3 VWD) from a Phase 1 dose escalation study (070701), a Phase 3 study (071001) in the treatment of bleeding episodes, and a Phase 3 surgical study (071101). Two patients were treated with rVWF in both 070701 and 071001 studies; one patient was treated with rVWF in both 071001 and 071101 studies.

A temporal association with an infusion (*i.e.* during or within 24 hours after infusion) was observed for 28% (53/187) of the overall number of adverse events (AEs). The total of 3 serious AEs reported in 2 patients in the safety population (80 patients) were of moderate severity and all non-serious AEs were of mild or moderate severity.

In the surgery study (071101), one asymptomatic patient with ADAMTS13 at 37% of the normal plasma levels, was diagnosed with deep vein thrombosis which was revealed by imaging conducted as a part of the hospital's standard of care for high-risk patients, 3 days after total hip replacement surgery, while receiving VONVENDI.

Table 5 – Clinical Trials Adverse Drug Reactions (ADRs)

System Organ Class (SOC)	Preferred Term (PT) ^a	Frequency Category by Patient ^b	Number and Frequency (%) by Patient ^c (N=80)	Number and Frequency (%) by Infusion ^d (N=476)
Cardiac Disorders	Tachycardia	Common	1 (1.3)	1 (0.2)
Gastrointestinal Disorders	Vomiting	Common	3 (3.8)	4 (0.8)
	Nausea	Common	3 (3.8)	3 (0.6)
General Disorders and Administration Site Conditions	Chest discomfort	Common	1 (1.3)	1 (0.2)
	Infusion site paraesthesia	Common	1 (1.3)	1 (0.2)
Investigations	Electrocardiogram T wave inversion	Common	1 (1.3)	1 (0.2)
	Heart rate increased	Common	1 (1.3)	1 (0.2)
Nervous System Disorders	Dizziness	Common	3 (3.8)	3 (0.6)
	Vertigo	Common	2 (2.5)	3 (0.6)
	Tremor	Common	1 (1.3)	1 (0.2)
	Dysgeusia	Common	1 (1.3)	1 (0.2)
Vascular Disorders	Deep venous thrombosis	Common	1 (1.3)	2 (0.4)
	Hypertension	Common	1 (1.3)	2 (0.4)
	Hot flush	Common	1 (1.3)	1 (0.2)
Skin and Subcutaneous Tissue Disorders	Pruritus generalised	Common	2 (2.5)	2 (0.4)

a MedDRA version 19.1.

b Frequency categories common ($\geq 1/100$ to $< 1/10$).

c Frequency by patient = total number of patients experiencing the AE divided by total number of patients (N) and multiplied by 100.

d Frequency by infusions = total number of adverse events divided by total number of infusions (N) and multiplied by 100.

Immunogenicity

The immunogenicity of VONVENDI was assessed in clinical trials by monitoring the development of neutralizing antibodies against VWF and FVIII, as well as binding antibodies against VWF, Furin, Chinese hamster ovary (CHO) protein and mouse immunoglobulin G (IgG). Neutralizing antibodies against either VWF or FVIII were not observed.

One of 80 patients who received VONVENDI in the clinical studies developed treatment-emergent non-neutralizing binding antibodies against VWF following a transfusion of packed red blood cells. Binding antibodies against potential impurities such as rFurin, CHO-protein or mouse IgG were not observed after treatment with VONVENDI.

The detection of antibody formation is highly dependent on the sensitivity and specificity of the assay. Additionally, the observed incidence of antibody (including neutralizing antibody) positivity in an assay may be influenced by several factors including assay methodology, sample handling, timing of sample collection, concomitant medications, and underlying disease. For these reasons, it may be misleading to compare the incidence of antibodies to VONVENDI in the studies described above with the incidence of antibodies in other studies or to other products.

8.3 Less Common Clinical Trial Adverse Reactions

None

8.4 Clinical Trial Adverse Reactions (Pediatrics)

Not applicable.

8.5 Post-Market Adverse Reactions

The following adverse reactions have been identified during post-approval use of VONVENDI. Because these reactions are reported voluntarily from a population of uncertain size, it is not always possible to reliably estimate their frequency or establish a causal relationship to drug exposure.

General Disorders and Administration Site Conditions: Infusion related reaction (may include symptoms such as tachycardia, flushing, dyspnea and blurred vision)

9 DRUG INTERACTIONS

9.1 Overview

No interaction studies have been performed with VONVENDI.

9.2 Drug-Drug Interactions

Interactions with other drugs have not been established.

9.3 Drug-Food Interactions

Interactions with food have not been established. This medicinal product contains 5.2 mg sodium in each 650 IU vial or 10.4mg sodium in each 1300 IU vial. This is equivalent to 2.2 % of the WHO recommended maximum daily intake of 2 g sodium for an adult, assuming a body weight of 70 kg and a dose of 80 IU/kg body weight. This is to be taken into consideration by patients on a controlled sodium diet.

9.4 Drug-Herb Interactions

Interactions with herbal products have not been established.

9.5 Drug-Laboratory Test Interactions

Interactions with laboratory tests have not been established.

10 ACTION AND CLINICAL PHARMACOLOGY

10.1 Mechanism of Action

Administration of rVWF allows correction of the hemostatic abnormalities exhibited by patients who suffer from VWF deficiency (von Willebrand disease) at two levels: 1) to promote hemostasis by mediating platelet adhesion to damaged vascular sub-endothelial matrix (e.g. collagen) and platelet aggregation, and 2) as a carrier protein for FVIII, protecting it from rapid proteolysis.

The adhesive activity of rVWF depends on the size of its multimers, with ultra-large multimers being the most effective in supporting interactions with collagen and platelet receptors.

The binding capacity and affinity of rVWF to factor VIII in plasma is comparable to that of endogenous VWF, allowing for rVWF to reduce factor VIII clearance. After the first infusion of rVWF, the FVIII:C level is expected, in a majority of patients, to rise above 40% within 6 hours and to peak within 24 hours, depending on the baseline FVIII:C level.

10.2 Pharmacodynamics

There have been no specific pharmacodynamics studies on rVWF.

10.3 Pharmacokinetics

The pharmacokinetic profile of rVWF in patients with VWD was determined in 3 clinical trials. Table 6 summarizes the PK parameters of VONVENDI after infusions of VONVENDI at 50 IU VWF:RCo /kg (PK50) in all 3 studies and at 80 IU/kg (PK80) in Study 071001. In Study 070701, ADVATE at 38.5 IU rFVIII:C/kg was co-infused with rVWF.

PK parameters at 50 IU/kg were comparable in the 3 studies, taking into account the inter-individual differences among the patient populations. Within 60 minutes post-infusion, mean concentration of VWF:RCo reached peak levels (T_{max}: approximately 0.6-0.8 h across studies) with a mean IR of 1.7-2.0 (IU/dL)/(IU/kg) for VWF:RCo and gradually declined post-infusion. rVWF binds to endogenous FVIII and is distributed mainly in the intravascular space with mean V_{ss} of approximately 0.7 to 0.8 dL/kg. The mean elimination t_{1/2} of VWF:RCo was in the range of 17.8 to 22.6 h. The rVWF PK profile was comparable at 50 IU/kg (with or without rFVIII) and 80 IU/kg VWF:RCo.

In all studies, FVIII:C level was also assessed. When rFVIII was co-administered in addition to the PK infusions of rVWF, a substantial increase in FVIII levels immediately after infusion was observed, as expected. After infusion of rVWF alone, the median concentration (IU/dL) of (endogenous) FVIII:C increased from a median baseline level of 2 to 27.0 at 3 hours, 44.0 at 6 hours and 67.0 at 12 hours, reaching a peak of 86.0 at 24 hours.

**Table 6 – Pharmacokinetic Assessment of VWF:RCo Activity
(Studies 070701, 071001 and 071101)**

Parameter	Phase 1 PK50 (Study 070701)	Phase 3 PK50 (Study 071001)	Phase 3 PK80 (Study 071001)	Surgery PK50 (Study 071101)
	Mean (95% CI) SD	Mean (95% CI) SD	Mean (95% CI) SD	Mean (95% CI) SD
C _{max} (U/dL)	76.5 (67.1; 85.8) 21.09	93.6 (81.5; 105.8) 21.04	155.7 (138.2; 173.2) 31.62	96.3 (81.5; 111.1) 22.00
T _{max} (h)	0.8 (0.6; 1.0) 0.50	0.7 (0.5; 0.9) 0.28	0.6 (0.4; 0.7) 0.23	0.7 (0.6; 0.7) 0.09
T _{1/2} (h)	19.3 (14.3; 24.3) 10.99	22.6 (19.5; 25.7) 5.34	19.1 (16.7; 21.5) 4.32	17.8 (12.9; 22.8) 7.34
AUC _{0-inf} (h·U/dL)	1541.4 (1295.7; 1787.2) 554.31	2105.4 (1858.6; 2352.3) 427.51	2939.0 (2533.2; 3344.8) 732.72	1834.4 (1259.0; 2409.7) 856.45
CL (dL/kg/h)	0.04 (0.03; 0.05) 0.028	0.02 (0.02; 0.03) 0.005	0.03 (0.02; 0.03) 0.009	0.03 (0.02; 0.04) 0.011
V _{ss} (dL/kg)	0.8 (0.7; 0.9) 0.25	0.8 (0.7; 0.9) 0.15	0.7 (0.6; 0.9) 0.22	0.7 (0.5; 0.8) 0.20
IR ([IU/dL] / [IU/kg])	1.7 (1.4; 2.0) 0.62	1.9 (1.6; 2.1) 0.41	2.0 (1.7; 2.2) 0.39	2.0 (1.7; 2.3) 0.45

C_{max} = Maximum plasma concentration; T_{max} = Time to reach C_{max}; T_{1/2} = Half-life; AUC_{0-inf} = Area under the curve (time 0 to infinity); CL = Clearance; V_{ss} = Volume of distribution at steady state; IR = incremental recovery.

Special Populations and Conditions

No analyses of effects of intrinsic factors such as age, sex, race, renal or hepatic impairment on Pharmacokinetic outcomes have been conducted.

11 STORAGE, STABILITY AND DISPOSAL

Store below 30°C. Do not freeze. Do not use beyond the expiration date.

Use reconstituted product within 3 hours to avoid risk of microbial contamination.

12 SPECIAL HANDLING INSTRUCTIONS

None

PART II: SCIENTIFIC INFORMATION

13 PHARMACEUTICAL INFORMATION

Drug Substance

Proper name: von Willebrand factor (Recombinant)

Chemical name: vonicog alfa (INN)

Molecular mass: The recombinant von Willebrand Factor (rVWF) monomer has a molecular weight of approximately 260 kDa.

Physicochemical properties: The Final Drug Product (FDP) contains rVWF multimers ranging from Low (approximately 500 kDa) to Ultra Large (up to 20000 kDa) and can consist of over approximately 80 monomers.

Product Characteristics

Recombinant VWF is collected from the immunoaffinity purification column used in the manufacture of ADVATE (recombinant FVIII).

Purification steps of recombinant VWF include viral inactivation.

14 CLINICAL TRIALS

14.1 Trial Design and Study Demographics

The safety, efficacy and pharmacokinetics (PK) of VONVENDI were assessed in three, open label, multicenter clinical trials in a total of 80 patients with severe VWD. In these trials, patients received rVWF with recombinant rFVIII (ADVATE) at a ratio of 1.3 (\pm 0.2) to 1.0 (VWF:RCo/kg to FVIII:C/kg) based on expected incremental recoveries of 1.5 and 2.0 IU/dL per IU/kg, respectively.

Most patients were White (89%) and the remaining were Asian (11%). The main exclusion criteria were history of hypersensitivity, neutralizing antibodies (inhibitors) against VWF or FVIII and thromboembolic events.

Fifty-one, unique, patients were exposed to rVWF during two Phase III trials (Table 7), (Study 071001 and Study 071101).

In Study 071001, the majority of patients (29/37 [78.4%]) had type 3 VWD; 5 (13.5%) had type 2A VWD, 1 (2.7%) had type 2N VWD and 2 (5.4%) had type 1 VWD.

In Study 071101, the majority of patients (8/15 [53.3%]) had Type 3 VWD; 2 (13.3%) had Type 2A VWD, 1 (6.7%) had Type 2B VWD, 1 (6.7%) had Type 2M VWD, and 3 (20.0%) had Type 1 VWD.

Table 7 – Summary of patient demographics for Phase III clinical trials in patients with VWD

Study #	Trial design	Dosage, route of administration and duration	Study patients (n) ^a	Mean age (Range)	Sex (n)
071001	Phase 3, multicenter, part-randomized study to assess the PK, safety and efficacy of rVWF:rFVIII and rVWF in the treatment of bleeding episodes in type 3 and severe types 1 & 2 VWD.	Intravenous Injection In Arms 1, 2 and 3, patients underwent a PK assessment by infusion of 50 ± 5 IU/kg rVWF:RCo (Arms 1 and 2) or 80 ± 5 IU/kg rVWF:RCo (Arm 3) at an infusion rate of up to 4 mL/min.	37	36.9 (18 - 64)	Male (17) and Female (20)
071101	Phase 3, multicenter, prospective, uncontrolled, non-randomized study to assess the efficacy and safety of rVWF with or without rFVIII for perioperative management of patients with severe VWD undergoing major, minor, or oral elective surgical procedures.	Intravenous Injection Patients underwent a PK assessment by infusion of 50 ± 5 IU/kg rVWF:RCo at an infusion rate of up to 4 mL/min. At 12-24 hours before surgery, patients received a dose of 40-60 IU/kg rVWF:RCo. Within 1 hour prior to surgery, patients received a dose of rVWF with or without rFVIII (depending on preoperative FVIII:C levels).	15 for major (10), minor (4), and oral (1) procedures	39.3 (20-70)	Male (7) and Female (8)

a One patient was exposed to rVWF in both study 071001 and study 071101

Study 071001

Study 071001 consisted of two parts: Part A was the PK assessments alone (Arm 2: PK50 only [without treatment of BEs]), or PK assessments (Arm 1: PK50 and Arm 3: PK80) plus on-demand treatment period(s) of 6 months for bleeding episodes (BEs), on-demand treatment for BEs only (Arm 4). Patients receiving treatment for PK assessments and/or BEs in Part A were to be entered into Part B to continue on-demand treatment for BEs for 6 additional months for a total of 12 months in the study.

For all patients, BEs were to be initially treated with an infusion of rVWF with rFVIII at a ratio of 1.3 to 1 (i.e., 30% more VONVENDI than ADVATE (rFVIII)), and subsequently with rVWF with or without rFVIII based on FVIII:C levels. The aim of the initial dose of VONVENDI with rFVIII was to achieve target plasma levels of greater than 60 IU/dL (60%) VWF:RCo and greater than 40 IU/dL (40%) of FVIII:C. In cases where no FVIII:C levels were available, the individual patient's PK data were used to determine the rFVIII dose. In this situation, rFVIII dosing was at the discretion of the investigator.

For treatment of minor bleeding events, all patients received 40 to 50 IU/kg rVWF:RCo (1 or 2 doses).

For treatment of major bleeds, Type 1 patients received an initial dose of 50 to 75 IU/kg, then 40 to 60 IU/kg every 8 to 12 hours or as needed for 3 days to keep the trough level of VWF:RCo >50%; then 40 to 60 IU/kg daily for a total of up to 7 days of treatment. Type 2 and Type 3, patients received an initial dose of 60 to 80 IU/kg rVWF:RCo then 40 to 60 IU/kg every 8 to 12 hours or as needed for 3 days to keep the trough level of VWF:RCo >50%; then 40 to 60 IU/kg daily for a total of up to 7 days of treatment.

Study 071101

In Study 071101, patients underwent a baseline PK assessment following the infusion of 50±5 IU/kg rVWF:RCo to guide the preoperative priming dose. At 12-24 hours before surgery, patients received a priming dose of 40-60 IU/kg rVWF:RCo to allow the endogenous FVIII levels to increase to at least 30 IU/dL (minor and oral surgery) or 60 IU/dL (major surgery) before the loading dose of rVWF with or without rFVIII was administered. Within 3 hours of the surgery, the patient's FVIII: C levels were assessed with a target of 30 IU/dL for minor and oral surgeries and 60 IU/dL for major surgeries. If target FVIII levels prior to loading dose administration were not reached, rFVIII was to be administered in addition to rVWF in order to raise FVIII:C levels to recommended levels.

Within 1 hour prior to surgery, patients received a dose of VONVENDI with or without ADVATE (depending on the target FVIII:C levels at the 3-hour pre-surgery assessment). VWF:RCo, FVIII:C, and IR for each patient, when known, were used to guide the initial dose and subsequent doses. The target peak plasma levels were 50-60 IU/dL for VWF:RCo and 40-50 IU/dL for FVIII:C for minor and oral surgeries, and 100 IU/dL for VWF:RCo and 80-100 IU/dL FVIII:C for major surgery.

Major surgeries referred to any surgery which has a significant risk of large volume blood loss, (including but not limited to any major orthopedic, abdominal, gynecological, cardiovascular, head and neck surgeries), minor surgeries referred to minimally invasive procedures and endoscopies, and oral surgeries comprised extractions of fewer than three “non-molar” teeth with no bone involvement. The surgery started after normalization of the activated partial thromboplastin time (aPTT). Dose modifications based on pre-infusion VWF/FVIII levels were performed as needed. All subsequent infusions of rVWF and rFVIII post-surgery, in case pre-infusion levels were not available prior to the consecutive infusion(s) in a timely manner, were recommended to be based on pre-infusion levels from the previous day (maximum of 24 hours) to be used by the investigator for dosing calculations and doses were adjusted as needed.

14.2 Study Results

Study 071001

The primary efficacy endpoint was the number of patients with treatment success for control of bleeding episodes. Treatment success was defined as a mean efficacy rating score of less than 2.5 (i.e., rated as “excellent” or “good”) for all bleeding episodes in a patient treated with VONVENDI (with or without ADVATE) during the trial period. The efficacy rating was assessed using a 4-point rating scale (1 - Excellent; 2 - Good; 3 - Moderate; 4 - None), comparing the prospectively estimated number of infusions needed to treat the bleeding episodes to the actual number of infusions administered.

Secondary efficacy measures were the number of treated bleeding episodes with an efficacy

rating of “excellent” or “good”, the number of infusions and number of units of VONVENDI, administered with or without ADVATE, per bleeding episode.

The primary efficacy assessments of treatment success (Excellent/Good) for bleeds were made prospectively and excluded GI bleeds. Eighteen patients were included in the primary outcome assessment after excluding 2 patients with only GI bleeds (and no other bleeds requiring VONVENDI), and 2 patients in whom the number of infusions to control a bleed was estimated retrospectively. The rate of patients (n=18) with treatment success was 100% (95% CI 81.5 to 100).

Sensitivity analyses of treatment success for bleeding episodes including GI bleeds and those bleeding episodes made retrospectively (n=22: 17 with Type 3 VWD, 4 with Type 2A VWD and 1 with Type 2N VWD) confirmed the primary analysis.

All bleeding episodes treated with VONVENDI and ADVATE or VONVENDI alone were controlled with an efficacy rating of excellent (96.9%) or good (3.1%). Control of bleeding episodes was consistent across all degrees of bleeding severity.

For an overview of hemostatic efficacy by bleeding severity and number of infusions required to treat a bleeding episode refer to Table 8. A total of 192 bleeding episodes treated with VONVENDI were reported in 22/37 patients.

Table 8 – Number of Infusions by Severity of Bleeding Episodes

Number of Infusions per Bleed	Severity of Bleeding Episodes				
	Minor n (%) n=122	Moderate n (%) n=61	Major/Severe n (%) n=7	Unknown n (%) n=2	All n (%) n=192
1	113 (92.6%)	41 (67.2%)	1 (14.3%)	2 (100%)	157 (81.8%)
2	8 (6.6%)	13 (21.3%)	4 (57.1%)	0 (0.0)	25 (13.0%)
3	1 (0.8%)	6 (9.8%)	2 (28.6%)	0 (0.0)	9 (4.7%)
4	0 (0.0)	1 (1.6%)	0 (0.0)	0 (0.0)	1 (0.5%)
Median	1	1	2	1	1
Range	1-3	1-4	1-3	1-1	1-4

The median actual dose of VONVENDI with ADVATE administered per bleeding episode (n=166) was 46.5 (90% CI, 43.3 to 48.2) IU/kg and 33.6 (90% CI, 32.4 to 36.8) IU/kg respectively. The median actual dose of VONVENDI alone administered per bleeding episode (n=30) was 52.8 (90% CI, 52.6 to 55.7) IU/kg. A single infusion was observed to be effective in 81.8% of bleeds.

In relation to bleeding severity, the median cumulative dose of VONVENDI (with or without rFVIII) to treat a bleeding episode was 43.3 (range, 25.2 to 158.2) IU/kg for minor bleeding episodes (n=122), 52.7 (range, 23.8 to 184.9) IU/kg for moderate bleeding episodes (n=61), 100.0 (range, 57.5 to 135.0) IU/kg for major bleeding episodes (n=7).

Table 9 summarizes data obtained for number of infusions and efficacy rating per bleeding episode by location.

Table 9 – Efficacy by Bleeding Episode Location

Bleeding Episodes by Location (n)	Median Number of Infusions (Range)	Rating (%)
Joint (n=59)	1 (1 to 3)	Excellent (96.6%)
		Good (3.4%)
GI (n=6)	1 (1 to 2)	Excellent (83.3%)
		Good (16.7%)
Mucosal: Genital Tract Female (n=45)	1 (1 to 4)	Excellent (97.8%)
		Good (2.2%)
Mucosal: Nasopharyngeal (n=42)	1 (1 to 2)	Excellent (97.6%)
		Good (2.4%)
Mucosal: Mouth and Oral Cavity (n=26)	1 (1 to 4)	Excellent (100%)

Study 071101

The primary outcome measure was the overall assessment of hemostatic efficacy assessed 24 hours after last perioperative VONVENDI infusion or at completion of day 14 visit, whichever occurred earlier. Proportion of treatment success (Excellent/Good) was determined using a specified 4-point rating scale (1 - Excellent; 2 - Good; 3 - Moderate; 4 - None). Assessment was based on the expected hemostasis that would be achieved for the same type of surgical procedure in a normal subject, taking into consideration blood loss during surgery and postoperative bleeding, and need for additional hemostatic medications.

A total of 15 patients received 121 infusions of rVWF with or without rFVIII during the study. Of these, a total of 11 infusions of rVWF with rFVIII were administered in 5 of these patients.

All 15 patients treated with VONVENDI (with or without ADVATE) for major (10), minor (4), and oral (1) elective surgical procedures had overall hemostatic efficacy ratings of “excellent” or “good”. Most patients (73.3%) had “excellent” overall hemostatic efficacy ratings; of these, 7 underwent major surgery and 4 underwent minor surgery. The remaining 26.7% of patient had “good” overall hemostatic efficacy ratings: 3 underwent major surgery and 1 underwent oral surgery. All 8 patients with VWD Type 3, the subtype classified as absolute VWF deficiency, had overall hemostatic efficacy ratings of “excellent” (87.5%) or “good” (12.5%).

For patients treated with VONVENDI (with or without ADVATE), the median total postoperative dose within the first 7 days after surgery was 114.2 IU/kg with a range of 23.8 to 318.9 IU/kg (n=13) and 76.2 IU/kg with a range of 23.8 to 214.4 IU/kg for the next 7 postoperative days (n=8).

For patients treated with VONVENDI alone, the median total postoperative dose within the first 7 days after surgery was 103.4 IU/kg with a range of 23.8 to 318.9 IU/kg (n=12) and 94.5 IU/kg with a range of 23.8 to 214.4 IU/kg for the next 7 postoperative days (n=7).

Table 10 summarizes the data obtained for VONVENDI treatment by surgery type.

**Table 10 – VONVENDI Treatment Summary by Surgery Type^a
(Study 071101: Safety Analysis Set)**

Parameter	Minor		Major		Oral		Overall	
	Mean	Median (Min-Max)	Mean	Median (Min-Max)	Mean	Median (Min-Max)	Mean	Median (Min-Max)
Number of Doses to Treat Surgery	3.0	3.0 (2-4)	9.3	9.0 (4-15)	5.0	5.0 (5-5)	7.3	6.0 (2-15)
Exposure Days to Treat Surgery	3.0	3.0 (2-4)	8.6	8.0 (4-15)	4.0	4.0 (4-4)	6.8	6.0 (2-15)
Pre-operative Dose 12-24 h before surgery [IU/kg]	57.3	57.2 (55.0-59.9)	49.8	49.3 (37.4-57.6)	36.1	36.1 (36.1-36.1)	50.9	55.0 (36.1-59.9)
Pre-operative Dose 1 h before surgery [IU/kg]	33.2	39.3 (8.0-46.4)	42.8	37.6 (15.7-82.7)	18.1	18.1 (18.1-18.1)	38.6	35.8 (8.0-82.7)
Intra-operative Dose [IU/kg]	NA	NA	NA	NA	18.1	18.1 (18.1-18.1)	18.1	18.1 (18.1-18.1)
Total Post-operative Dose (Days 0-14) [IU/kg]	79.3	79.3 (42.8-115.9)	225.7	233.9 (47.7-533.3)	36.1	36.1 (36.1-36.1)	188.6	197.9 (36.1-533.3)

^a Infusions to treat surgery refers to the total of the 12-24 hour pre-operative infusions, 1 hour pre-operative initial doses, intra-operative doses and post-operative doses.

IP infusions to treat the bleed / maintain hemostasis are taken into account as post-operative infusions

15 MICROBIOLOGY

Not Applicable.

16 NON-CLINICAL TOXICOLOGY

Preclinical data reveal no special hazard of rVWF for humans based on studies of safety pharmacology, acute toxicity, repeated dose toxicity, local tolerance, immunogenicity and genotoxicity.

No investigations on carcinogenicity, fertility impairment and fetal development have been conducted. In a human *ex vivo* placenta perfusion model, it has been demonstrated that rVWF does not cross the human placental barrier.

READ THIS FOR SAFE AND EFFECTIVE USE OF YOUR MEDICINE

PATIENT MEDICATION INFORMATION

VONVENDI™ **von Willebrand Factor (Recombinant)**

Read this carefully before you start taking **VONVENDI** and each time you get a refill. This leaflet is a summary and will not tell you everything about this drug. Talk to your healthcare professional about your medical condition and treatment and ask if there is any new information about **VONVENDI**.

What is VONVENDI used for?

- To treat and control bleeding in patients (age ≥18) with von Willebrand disease.
- To prevent and treat bleeding during and after surgery in patients (age ≥18) with von Willebrand disease.

How does VONVENDI work?

VONVENDI (Lyophilized Powder for Intravenous Injection) is a purified recombinant protein of the clotting factor called von Willebrand Factor (VWF). Recombinant means it is not a plasma-derived product. VONVENDI is an injectable medicine used to replace the von Willebrand Factor that is not functioning or missing in people with von Willebrand disease. VONVENDI raises the level of von Willebrand Factor in the blood, to support the treatment of bleeding events or to prevent and to manage bleeding during and after surgical intervention.

What are the ingredients in VONVENDI?

Medicinal ingredient: von Willebrand Factor (Recombinant).

Non-medicinal ingredients: Glycine, Mannitol, Polysorbate 80 (Tween-80), Trehalose dihydrate, Tri-sodium citrate dihydrate

VONVENDI comes in the two dosage forms:

VWF activity of 650 IU or 1300 IU (International Units) per vial.

The 650 IU vial is supplied with 5 mL sterile water and the 1300 IU vial is supplied with 10 mL sterile water and with each vial a reconstitution device (Mix2Vial) is provided.

Do not use VONVENDI if you:

- Are allergic to any ingredients in VONVENDI
- Are allergic to mouse or hamster proteins

To help avoid side effects and ensure proper use, talk to your healthcare professional before you take VONVENDI. Talk about any health conditions or problems you may have, including if you:

- Have or had any medical problems other than von Willebrand Disease.
- Have or had blood clots (thrombosis).
- Have liver failure or liver disease.
- Have any allergies, including allergies to mice or hamster protein.
- Are breastfeeding. It is not known if VONVENDI passes into your milk and if it can harm your baby.
- Are pregnant or planning to become pregnant. It is not known if VONVENDI may harm your

unborn baby.

- Have been told that you have inhibitors to von Willebrand Factor or Factor VIII.

Other warnings you should know about:

Your body may form inhibitors to von Willebrand Factor or Factor VIII. An inhibitor is an antibody that is part of the body's immune system. If you form inhibitors, it may stop VONVENDI from working properly. Consult with your healthcare professional to make sure you are carefully monitored with blood tests for the development of inhibitors to von Willebrand Factor or Factor VIII.

Call your healthcare professional right away if your bleeding does not stop after taking VONVENDI.

Tell your healthcare professional about all the medicines you take, including any drugs, vitamins, minerals, natural supplements or alternative medicines.

The following may interact with VONVENDI:

- There are no known interactions of VONVENDI with other medications.
- Tell your doctor if you use a plasma-derived product containing both Factor VIII and von Willebrand Factor.

How to take VONVENDI:

VONVENDI is given directly into the bloodstream.

You may infuse VONVENDI at a hemophilia treatment centre, at your healthcare professional's office or in your home. You should be trained on how to do infusions by your healthcare professional or hemophilia treatment centre. Many people with von Willebrand disease learn to infuse their VONVENDI by themselves or with the help of a family member.

The reconstituted product (after mixing the powder with the sterile water) must be used within 3 hours and cannot be stored or refrigerated. Discard any VONVENDI left in the vial at the end of your infusion as directed by your healthcare professional.

You may have blood tests done before and after getting VONVENDI to be sure that your blood levels of von Willebrand Factor and Factor VIII are high enough for your blood to clot during bleeding.

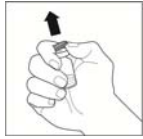

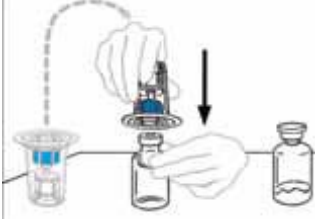
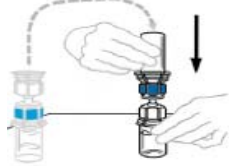

Your doctor may also prescribe recombinant factor VIII with VONVENDI.


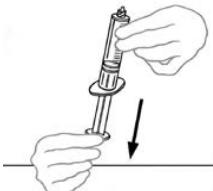

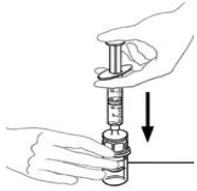
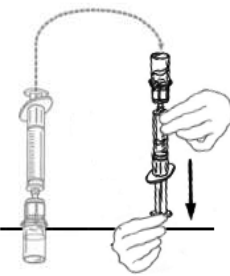

Administration


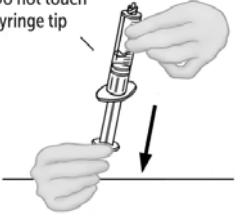
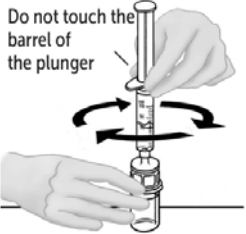
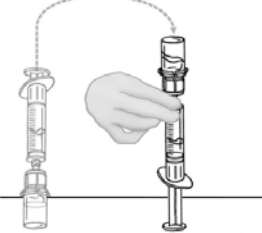

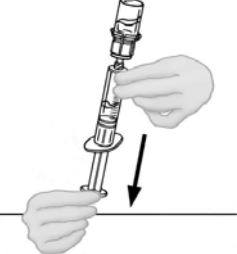
General Preparation

- Use aseptic technique (clean and germ free) and a flat work surface during the reconstitution procedure.
- Allow the vials of VONVENDI and sterile water to reach room temperature before use.

Reconstitution Steps

Steps	Image Example
<p>1. Prepare a clean flat surface and gather all the materials you will need for the infusion. Check the expiration date, and let the VONVENDI and sterile water warm up to room temperature. Wash your hands and put on clean exam gloves.</p>	
<p>2. Remove the caps from the VONVENDI powder and sterile water vials, to expose the center of the rubber stoppers.</p>	
<p>3. Disinfect each stopper with a separate sterile alcohol swab (or other sterile solution suggested by your doctor) by rubbing the stopper for several seconds and allow it to dry prior to use. Place the vials on a flat surface.</p>	
<p>4. Open the Mix2Vial device package by completely peeling away the lid, without touching the inside of the package. Do not remove the Mix2Vial device from the package.</p>	
<p>5. Turn the package with the Mix2Vial device upside down and place it over the top of the sterile water vial. Firmly insert the blue plastic spike of the device into the center of the sterile water vial stopper by pushing straight down. Grip the package at its edge and lift it off the Mix2Vial device. Be careful not to touch the clear plastic spike. The sterile water vial now has the Mix2Vial device connected to it and is ready to be connected to the VONVENDI powder vial.</p>	
<p>6. To connect the sterile water vial to the VONVENDI vial, turn the sterile water vial over and place it on top of the vial containing VONVENDI powder. Fully insert the clear plastic spike into the VONVENDI vial stopper by firmly pushing straight down. This should be done right away to keep the liquid free of germs. The sterile water will flow into the VONVENDI vial by vacuum. Verify that all of the sterile water is transferred into the Mix2Vial. Do not use if vacuum has been lost.</p>	
<p>7. Gently and continuously swirl the connected vials or allow the reconstituted product to sit for 5 minutes then gently swirl to ensure the powder is completely dissolved.</p> <p>Do not shake. Shaking will adversely affect the product. Do not refrigerate after reconstitution.</p> <p>Note: Even if you have followed the reconstitution instructions correctly, it is not uncommon for some flakes or particles to remain in the reconstituted product vial. The filter included in the Mix2Vial device will remove these flakes and particles when the reconstituted product is later withdrawn from the vial.</p>	



<p>8. Disconnect the two sides of the Mix2Vial from each other by holding the clear plastic side of the Mix2Vial device attached to the VONVENDI vial with one hand and the blue plastic side of the Mix2Vial device attached to the sterile water vial with the other hand. Turn the blue plastic side counterclockwise and gently pull the two vials apart. Do not touch the end of the plastic connector attached to the VONVENDI vial containing the dissolved product. Place the VONVENDI vial on a flat work surface. Discard the empty sterile water vial.</p>	
<p>9. Draw air into the empty, sterile disposable plastic syringe by pulling back on the plunger. The amount of air should equal the amount of reconstituted VONVENDI that you will withdraw from the vial.</p>	
<p>10. Leaving the VONVENDI vial (containing the dissolved powder) on your flat work surface, connect the syringe to the clear plastic connector by attaching and turning the syringe clockwise.</p>	
<p>11. Hold the vial with one hand and use the other hand to push the entire amount of air from the syringe into the vial. The required amount of product will not be drawn into the syringe if all the air is not pushed into the vial.</p>	
<p>12. Flip connected syringe and VONVENDI vial so the vial is on top. Be sure to keep the syringe plunger pressed in. Draw the VONVENDI into the syringe by pulling plunger back slowly (less than 1 mL per second).</p> <p>Do not push and pull solution back and forth between syringe and vial. Doing so may harm the integrity of the product. Inspect syringe visually for particulate matter; the solution should be clear and colourless in appearance. If flakes or particles are seen in the syringe, do not use the solution and notify your doctor.</p>	
<p>13. When ready to infuse, disconnect the syringe by turning it counterclockwise.</p> <p>NOTE: If your dose requires more than one vial of VONVENDI:</p> <ul style="list-style-type: none"> • Leave the syringe attached to the vial until an additional vial is prepared to reduce risk of contamination. • Prepare additional vial(s) of VONVENDI using a separate Mix2Vial device following the reconstitution steps above (2 to 8) 	

<p>14. Up to two vials of VONVENDI may be pooled into a single syringe. If you have a second vial of reconstituted VONVENDI:</p> <p>a. Disconnect the syringe with reconstituted solution carefully from the first vial of VONVENDI by turning the syringe counterclockwise. Do not touch exposed connector.</p>	
<p>b. Pull the plunger back to draw air into the syringe containing the first vial of reconstituted VONVENDI. The amount of air added should equal the amount of reconstituted VONVENDI you will withdraw from the second vial. Do not touch exposed connector.</p>	<p>! Do not touch syringe tip</p> 
<p>c. Leave second vial of VONVENDI on flat surface and connect syringe by attaching to plastic connector and turning syringe clockwise.</p>	<p>! Do not touch the barrel of the plunger</p> 
<p>d. Flip connected syringe and second vial of VONVENDI so vial is on top.</p>	
<p>e. Hold the vial with one hand and use the other hand to slowly push air into vial by pressing the syringe plunger. Do not push any fluid from the syringe into the vial.</p>	
<p>f. Draw reconstituted VONVENDI from second vial of VONVENDI into syringe by slowly pulling back the plunger. Do not push any fluid from the syringe into the vial.</p> <p>Leave syringe attached to vial until ready to infuse to reduce risk of contamination.</p>	
<p>Note: If your dose requires more than two vials of reconstituted VONVENDI, use a NEW plastic syringe. No more than two vials of VONVENDI may be pooled into a single syringe.</p>	

Administration

- Visually inspect the reconstituted VONVENDI solution in the syringe for particulate matter and colouration prior to administration. Do not shake the reconstituted solution.
 - The appearance of VONVENDI in the syringe should be a clear, colourless solution, free from particles.
 - Do not administer the solution if flakes or particles, or colouration or cloudiness are seen in the syringe, and notify your doctor.
- Administer VONVENDI as soon as possible, but no later than 3 hours after reconstitution. Do not refrigerate.
- If you need to infuse recombinant factor VIII, reconstitute recombinant factor VIII as instructed in the package insert for that product. Do not administer your recombinant factor VIII until you have infused your complete dose of VONVENDI.
- Always follow your doctor's specific directions.

Administration Steps:

Steps	Image Example
1. Attach the infusion needle to a syringe containing VONVENDI solution. For comfort, a winged (butterfly) infusion set is preferred. Point the needle up and remove any air bubbles by gently tapping the syringe with your finger and slowly and carefully pushing air out of the syringe and needle.	
2. Apply a tourniquet and get the infusion site ready by wiping the skin well with a sterile alcohol swab (or other suitable sterile solution suggested by your doctor or hemophilia treatment centre). Reconstituted product should be inspected visually prior to administration. After withdrawal from the vial, the reconstituted solution within the syringe should be a clear, colourless solution, free from particles. Do not administer if particulate matter, or discoloration or cloudiness is found in the syringe	
3. Insert the needle into the vein and remove the tourniquet. Slowly infuse VONVENDI. Do not infuse any faster than 4 mL per minute. Disconnect the empty syringe. If your dose requires multiple syringes, attach and administer each additional syringe of VONVENDI one at a time. Note: <ul style="list-style-type: none"> • Do not remove butterfly needle until all syringes have been infused and do not touch the Luer port that connects to the syringe. • If your doctor has prescribed recombinant factor VIII, administer recombinant factor VIII within 10 minutes after you have infused your complete dose of VONVENDI. 	
4. Take the needle out of the vein and use sterile gauze to put pressure on the infusion site for several minutes.	

- | | |
|--|--|
| 5. Do not recap the needle. Place the needle, syringe, and empty VONVENDI and vial(s) in a hard-walled sharps container for proper disposal. Do not dispose of these supplies in ordinary household trash. Any unused medicinal product or waste material should be disposed of in accordance with local requirements. | |
|--|--|

Usual Dose

Your VONVENDI treatment regimen will be personalized to meet your needs. Your healthcare professional will tell you how much VONVENDI to use based on your individual weight, level of physical activity, the severity of your von Willebrand disease, and where you are bleeding. Your healthcare professional may adjust your dose or frequency to provide you with the levels of von Willebrand factor protection that you need.

Your healthcare professional may measure your individual pharmacokinetics to confirm or adjust your VONVENDI treatment regimen.

Overdose:

The effects of higher than recommended doses of VONVENDI have not been characterized.

If you think you have taken too much VONVENDI, contact your healthcare professional, hospital emergency department or regional poison control centre immediately, even if there are no symptoms.
--

Missed Dose:

Talk to your doctor if you have missed a dose.

What are possible side effects from using VONVENDI?

You can have an allergic reaction to VONVENDI. Call your healthcare professional right away and stop treatment if you get a rash or hives, itching, tightness of the throat, chest pain or tightness, difficulty breathing, face-swelling, dizziness, nausea or fainting.

Side effects that have been reported with VONVENDI include: nausea, vomiting, tingling or burning at infusion site, chest discomfort, dizziness, hot flashes, itching, high blood pressure, shaking (tremor), unusual taste, blood clots and increased heart rate.

These are not all the possible side effects you may feel when taking VONVENDI. If you experience any side effects not listed here, contact your healthcare professional.

If you have a troublesome symptom or side effect that is not listed here or any unexpected experience that becomes bad enough to interfere with your daily activities, talk to your healthcare professional.

Reporting Side Effects

You can report any suspected side effects associated with the use of health products to Health Canada by:

- Visiting the Web page on Adverse Reaction Reporting (<http://www.hc-sc.gc.ca/dhp-mps/medeff/report-declaration/index-eng.php>) for information on how to report online, by mail or by fax; or
- Calling toll-free at 1-866-234-2345.

NOTE: Contact your health professional if you need information about how to manage your side effects. The Canada Vigilance Program does not provide medical advice.

Storage:

- Store below 30°C. Do not freeze.
- Do not use beyond the expiration date printed on the carton or vial.
- Store vials in their original box and protect them from extreme exposure to light
- Use the reconstituted product (after mixing dry product with supplied sterile water) immediately or within 3 hours of reconstitution. Do not refrigerate after reconstitution. Discard any unused reconstituted product after 3 hours.

Keep out of reach and sight of children.

If you want more information about VONVENDI:

- Talk to your healthcare professional
- Find the full product monograph that is prepared for healthcare professionals and includes this Patient Medication Information by visiting the Health Canada website; the manufacturer's website www.shirecanada.com, or by calling 1-800-268-2772.

This leaflet was prepared by Shire Pharma Canada ULC.

Last Revised Jan. 10, 2019