

PRODUCT MONOGRAPH  
INCLUDING PATIENT MEDICATION INFORMATION

**ADYNOVATE**

Antihemophilic Factor (Recombinant), PEGylated

Lyophilized Powder for Solution  
250, 500, 1000, and 2000 IU/vial

Antihaemorrhagic Blood Coagulation Factor VIII

Shire Pharma Canada ULC

22 Adelaide Street West, Suite 3800  
Toronto Ontario M5H 4E3

Submission Control No.: 211971

Date of Initial Approval:  
November 17, 2016

Date of Revision:  
November 21, 2018

## Table of Contents

<b>PART I: HEALTH PROFESSIONAL INFORMATION.....</b>	<b>3</b>
SUMMARY PRODUCT INFORMATION .....	3
DESCRIPTION .....	4
<b>INDICATIONS AND CLINICAL USE.....</b>	<b>4</b>
CONTRAINDICATIONS .....	4
WARNINGS AND PRECAUTIONS.....	4
DRUG INTERACTIONS.....	9
DOSAGE AND ADMINISTRATION .....	9
OVERDOSAGE .....	14
ACTION AND CLINICAL PHARMACOLOGY .....	15
<b>PART II: SCIENTIFIC INFORMATION .....</b>	<b>19</b>
PHARMACEUTICAL INFORMATION.....	19
CLINICAL TRIALS.....	20
DETAILED PHARMACOLOGY .....	25
MICROBIOLOGY .....	25
TOXICOLOGY .....	25
<b>PART III: PATIENT MEDICATION INFORMATION .....</b>	<b>27</b>

# ADYNOVATE

Antihemophilic Factor (Recombinant), PEGylated

## PART I: HEALTH PROFESSIONAL INFORMATION

### SUMMARY PRODUCT INFORMATION

Route of Administration	Dosage Form / Strength	Clinically Relevant Nonmedicinal Ingredients
Intravenous Injection	Lyophilized Powder for Intravenous Injection. 250, 500, 1000, and 2000 IU/vial. Each strength is supplied with 5mL sterile Water for Injection (USP, Ph.Eur.) for reconstitution.	None are clinically relevant.  <i>For a complete listing see Dosage Forms, Composition and Packaging section.</i>

### DESCRIPTION

ADYNOVATE [Antihemophilic Factor (Recombinant), PEGylated] is a full-length form of ADVATE [Antihemophilic Factor (Recombinant), plasma/albumin free method] consisting of 2,332 amino acids [molecular weight (MW) 280 kDa] covalently conjugated with a polyethylene glycol (PEG) reagent (MW 20 kDa). The therapeutic activity of ADYNOVATE is derived from ADVATE, which is produced by recombinant DNA technology from the Chinese hamster ovary cell line. The full-length FVIII molecule contains the entire 908 amino acid B domain that regulates quality control, secretion, and regulatory roles within plasma and is present in the full-length plasma-derived factor VIII. The ADVATE molecule is then covalently conjugated with the PEG reagent, which targets lysine residues. The cell culture, purification process, pegylation and formulation used in the manufacture of ADYNOVATE do not use additives of human or animal origins. The PEG moiety is conjugated to the ADVATE molecule to increase the plasma half-life through the reduction of the LRP-1 receptor-mediated clearance of the factor VIII molecule.

ADYNOVATE is formulated as a sterile, non-pyrogenic, preservative-free, white to off-white powder for intravenous injection and is supplied in a single-use vial. ADYNOVATE is reconstituted with 5mL sterile Water for Injection.

## INDICATIONS AND CLINICAL USE

ADYNOVATE, Antihemophilic Factor [Recombinant], PEGylated, is a pegylated recombinant Antihemophilic factor (ADVATE) and is indicated in patients with hemophilia A (congenital factor VIII deficiency) for:

- Control and prevention of bleeding episodes
- Prophylaxis to prevent or reduce the frequency of bleeding episodes
- Perioperative management

Safety and efficacy data for previously untreated patients are not yet available.

ADYNOVATE is not indicated for the treatment of von Willebrand disease.

Treatment should be administered under the supervision of a qualified health professional who is experienced in the use of coagulation agents and in the management of bleeding disorders.

### **Geriatrics (> 65 years of age):**

Clinical studies of ADYNOVATE did not include subjects aged 65 and over.

### **Pediatrics (< 12 years of age):**

The safety and efficacy of ADYNOVATE in routine prophylaxis and the treatment of bleeding episodes were studied in 66 patients under the age of 12.

## CONTRAINDICATIONS

ADYNOVATE is contraindicated in patients who have had prior anaphylactic reaction to ADYNOVATE, to the parent molecule (ADVATE), mouse or hamster protein, or excipients of ADYNOVATE (Tris, calcium chloride, mannitol, sodium chloride, trehalose, glutathione, histidine, and/or polysorbate 80).

For a complete listing, see the Dosage Forms, Composition and Packaging section of the Product Monograph.

## WARNINGS AND PRECAUTIONS

### **General**

As with all FVIII products, the clinical response to ADYNOVATE may vary. If bleeding is not controlled with the recommended dose, the plasma level of Factor VIII should be determined and a

sufficient dose of ADYNOVATE should be administered to achieve a satisfactory clinical response.

If the patient's plasma Factor VIII level fails to increase as expected or if bleeding is not controlled after adequate dosing, the presence of an inhibitor (neutralizing antibodies) should be suspected and appropriate testing performed. See Neutralizing Antibodies below.

### **Hypersensitivity Reactions**

Hypersensitivity reactions have been reported with ADYNOVATE. Allergic-type hypersensitivity reactions, including anaphylaxis, are rare complications of treatment with recombinant antihemophilic factor, including the parent molecule, ADVATE. Immediately discontinue administration and initiate appropriate treatment if hypersensitivity reactions occur.

### **Neutralizing Antibodies**

Formation of neutralizing antibodies (inhibitors) to factor VIII can occur following administration of factor VIII products. Evaluate patients regularly for the development of factor VIII inhibitors by appropriate clinical observations and laboratory tests. Perform an assay that measures factor VIII inhibitor concentration if the plasma factor VIII level fails to increase as expected, or if bleeding is not controlled with expected dose. Inhibitor development has been reported with ADYNOVATE.

### **PEG**

PEG exposure levels resulting from ADYNOVATE therapy are very low. Based upon available experimental data, there is also a lack of evidence supporting the potential for accumulation of the specific PEG (20kDA) used in the pegylation of ADYNOVATE. The potential for PEG accumulation with ADYNOVATE is therefore considered to be low.

### **Driving and Operating Machinery**

There is no information on the effects of ADYNOVATE on the ability to drive or operate an automobile or other heavy machinery.

### **Special Populations**

#### **Pregnant Women:**

ADYNOVATE should be used during pregnancy only if the potential benefit justifies the potential risk. Animal reproduction studies have not been conducted with ADYNOVATE. Experience regarding the use of factor VIII during pregnancy is not available. It is also not known whether ADYNOVATE can cause fetal harm when administered to a pregnant woman or whether it can affect reproduction capacity.

#### **Nursing Women:**

Experience regarding the use of factor VIII during breast-feeding is not available. It is not known whether this drug is excreted in human milk. Because many drugs are excreted in human milk, caution should be exercised when ADYNOVATE is administered to a nursing woman.

### **Pediatrics (12 < years of age):**

The safety and efficacy of ADYNOVATE in routine prophylaxis and the treatment of bleeding episodes have been evaluated in 66 previously treated children aged less than 12 years. There were no severe bleeding episodes in the study and none of the subjects underwent surgery.

Pharmacokinetic studies in children (<12 years) have demonstrated higher clearance, a shorter half-life and lower incremental recovery of factor VIII compared to adults.

### **Geriatrics (> 65 years of age):**

Clinical studies of ADYNOVATE did not include subjects aged 65 and over.

### **Monitoring and Laboratory Tests**

Monitor plasma factor VIII activity by performing a validated test (e.g., the one-stage clotting or chromogenic substrate assay) to confirm the adequate factor VIII levels have been achieved and maintained [see Dosage and Administration].

Monitor for the development of factor VIII inhibitors. Perform the Bethesda inhibitor assay if expected factor VIII activity plasma levels are not attained, or if bleeding is not controlled with the expected dose of ADYNOVATE, use Bethesda Units (BU) to report inhibitor levels.

## **ADVERSE REACTIONS**

### **Adverse Drug Reaction Overview**

The most common adverse drug reactions (incidence  $\geq$  1%) reported in the clinical trials was headache, diarrhea, nausea, and rash.

### **Clinical Trial Adverse Drug Reactions**

*Because clinical trials are conducted under very specific conditions the adverse reaction rates observed in the clinical trials may not reflect the rates observed in practice and should not be compared to the rates in the clinical trials of another drug. Adverse drug reaction information from clinical trials is useful for identifying drug-related adverse events and for approximating rates.*

The safety of ADYNOVATE was evaluated in 3 multi-center, prospective, open label clinical trials and 4 ongoing studies in 237 previously treated patients (PTPs) and 6 previously untreated patients (PUPs) with severe hemophilia A (FVIII < 1% of normal), who received at least one dose of ADYNOVATE. The median duration of participation per subject was 401 (min-max: 1-1034) days and the median number of exposure days to ADYNOVATE per subject was 111 (min-max: 1-322). Table 1 lists the adverse reactions reported during clinical studies.

**Table 1: Adverse Reactions Reported for ADYNOVATE**

MedDRA System Organ Class	MedDRA Preferred Term (Version 19.0)	Number of Subjects n (%) (N=243)	Frequency Category	Number and Percent per Infusion <sup>b</sup> (N = 30,865) n (%)	Frequency Category <sup>a</sup>
Blood and Lymphatic Disorders	Factor VIII Inhibition	1 <sup>c</sup>	Unknown <sup>c</sup>	Unknown <sup>c</sup>	Unknown <sup>c</sup>
Gastrointestinal Disorders	Diarrhea	16 (6.58%)	Common	18 (0.06%)	Rare
	Nausea	7 (2.88%)	Common	10 (0.03%)	Rare
Immune System Disorders	Hypersensitivity <sup>d</sup>	1 (0.41%)	Uncommon	1 (<0.01%)	Very Rare
Nervous System Disorders	Headache	24 (9.88%)	Common	42 (0.14%)	Uncommon
Skin and Subcutaneous Tissue Disorders	Rash	4 (1.65%)	Common	4 (0.01%)	Rare
Vascular Disorders	Flushing	1 (0.43%)	Uncommon	1 (<0.01%)	Very Rare

Legend: ADR frequency is based upon the following scale: Very Common ( $\geq 1/10$ ); Common ( $\geq 1/100 - < 1/10$ ), Uncommon ( $\geq 1/1,000 - < 1/100$ ), Rare ( $\geq 1/10,000 - < 1/1,000$ ), Very Rare ( $< 1/10,000$ )

<sup>a</sup>Number of AEs divided by the total number of infusions, and multiplied by 100

<sup>b</sup>Rate by subject = total number of adverse events (related and unrelated) divided by total number of infusions (N) and multiplied by 100.

<sup>c</sup>The frequencies are noted to be “Unknown”, since this case report with ADR was reported in an ongoing study with previously untreated patients.

<sup>d</sup>The event of Hypersensitivity was a mild transient nonserious rash, occurring in one 2-year-old patient who had developed a previous rash while on ADYNOVATE.

### Immunogenicity

Clinical trial subjects were monitored for neutralizing (inhibitory) antibodies to factor VIII (see Table 1 Adverse Reactions Reported for ADYNOVATE).



The risk of the development of factor VIII inhibitors with ADYNOVATE was evaluated in a number of clinical trials involving adolescent and adults, pediatric PTPs and pediatric previously untreated patients (n=243). These clinical trial subjects were monitored for neutralizing (inhibitory) antibodies to factor VIII. Neutralizing (inhibitory) antibodies were identified in one subject in the pediatric study of PUPs.

The detection of antibodies that are reactive to FVIII is highly dependent on many factors, including the sensitivity and specificity of the assay, sample handling, timing of sample collection, concomitant medications and underlying disease.

### **Abnormal Hematologic and Clinical Chemistry Findings**

No clear trends over time were seen for clinical chemistry parameters, hematology parameters or lipid parameters. In the majority of subjects (50% or more), clinical chemistry, hematology and lipid parameters were normal at baseline and subsequent visits.

### **Post-Market Adverse Drug Reactions**

The following post-market adverse drug reactions have been reported: Factor VIII inhibition, anaphylactic reaction and other hypersensitivity signs and symptoms.

## **DRUG INTERACTIONS**

### **Drug-Drug Interactions**

There are no known drug interactions reported with ADYNOVATE. No drug interaction studies have been performed.

## **DOSAGE AND ADMINISTRATION**

### **Dosing Considerations**

#### **For intravenous use after reconstitution only.**

- Dosage and duration of treatment depend on the severity of factor VIII deficiency, the location and extent of the bleeding, and the patient's clinical condition. Careful monitoring of replacement therapy is necessary in cases of life-threatening bleeding episodes.
- Each vial of ADYNOVATE states the factor VIII potency in international units.
- Potency assignment is determined using a one-stage clotting assay. A field study has indicated that plasma factor VIII levels can be monitored using either a chromogenic substrate assay or a one stage clotting assay.

## Recommended Dose and Dosage Adjustment

1 IU of ADYNOVATE per kg body weight is expected to increase the circulating level of factor VIII by 2% (IU/dL).

The expected *in vivo* peak increase in factor VIII level expressed as IU per dL (or % of normal) is estimated using the following formula:

$$\text{Estimated Increment of factor VIII (IU/dL or \% of normal)} = \frac{[\text{Total Dose (IU)}]}{\text{body weight (kg)}} \times 2 \text{ (IU/dL per IU/kg)}$$

The dose to achieve a desired *in vivo* peak increase in factor VIII level may be calculated using the following formula:

$$\text{Dose (IU)} = \text{Body Weight (kg)} \times \text{Desired factor VIII Rise (IU/dL or \% of Normal)} \times 0.5 \text{ (IU/kg per IU/dL)}$$

Patients may vary in their pharmacokinetic (e.g., half-life, *in vivo* recovery) and clinical response. Base the dose and frequency of ADYNOVATE on the individual clinical response.

### Control and Prevention of Bleeding Episodes

A guide for dosing of ADYNOVATE for the control and prevention of bleeding episodes is provided in Table 2. Maintain plasma factor VIII activity level at or above the described plasma levels (in IU per dL or % of normal).

**Table 2: Dosing for Control and Prevention of Bleeding Episodes**

Type of Bleeding	Factor VIII Level (IU/dL or % of normal)	Dose (IU/kg)	Frequency of Dosing
Minor Early hemarthrosis, mild muscle bleeding, or mild oral bleeding episode.	20 - 40	10-20	Repeat every 12 to 24 hours until the bleeding episode is resolved.

Moderate Moderate bleeding into muscles, bleeding into the oral cavity, definite hemarthroses, and known trauma.	30 - 60	15-30	Repeat every 12 to 24 hours until the bleeding episode is resolved.
Major Significant gastrointestinal bleeding, intracranial, intra- abdominal or intrathoracic bleeding, central nervous system bleeding, bleeding in the retropharyngeal or retroperitoneal spaces or iliopsoas sheath, fractures, head trauma.	60 - 100	30-50	Repeat every 8 to 24 hours until the bleeding episode is resolved.

*Perioperative Management*

A guide for dosing ADYNOVATE during surgery (perioperative management) is provided in Table 3. Consideration should be given to maintain a factor VIII activity at or above the target range.

**Table 3: Dosing for Perioperative Management**

Type of Surgery	Factor VIII Level Required (% of normal or IU/dL)	Dose (IU/kg)	Frequency of Doses (hours)	Duration of Treatment (days)
<b>Minor</b> Including tooth extraction	60-100	30-50	Single dose within one hour before surgery.  Repeat after 8-24 hours to maintain factor VIII trough levels at 30-60% of normal for the first postoperative 24 hours or longer as deemed necessary to control bleeding.	Single dose or repeat as needed to control bleeding.  For dental procedures, adjunctive therapy may be considered.
<b>Major</b> Intracranial, intra-abdominal, or intrathoracic surgery, joint replacement surgery	80-120 (pre- and post-operative)	40-60	Single dose within one hour before the operation.  Repeat doses every 8-24 hours to maintain factor VIII trough levels of $\geq 80\%$ during the first postoperative 72 hours (Day 1-3), then $\geq 50\%$ for Day 4-7, and $\geq 30\%$ until bleeding stops and healing is achieved.	Depending on the desired level of factor VIII and state of wound healing.

Prophylaxis

ADYNOVATE is administered less frequently than recombinant antihemophilic factor.

The recommended dose is:

- 40-50 IU/kg of ADYNOVATE administered 2 times per week in adolescents and adults (12 years and older) and
- 40-60 IU/kg of ADYNOVATE administered 2 times per week in children (less than 12 years).

Individualized Dosing

Administer up to 80 IU per kg to maintain targeted factor VIII trough levels greater than or equal to 1%. Adjust the dose and/or dose frequency based on the patient's clinical response.

## Administration

### Preparation and Reconstitution

**Table 4: Reconstitution Concentration**

Vial Size	Volume of Diluent to be Added to Vial	Approximate Available Volume	Nominal Concentration Antihemophilic Factor (Recombinant), PEGylated per mL
5 mL (250 IU)	5 mL	5 mL	50 IU
5 mL (500 IU)	5 mL	5 mL	100 IU
5 mL (1000 IU)	5 mL	5 mL	200 IU
5 mL (2000 IU)	5 mL	5 mL	400 IU

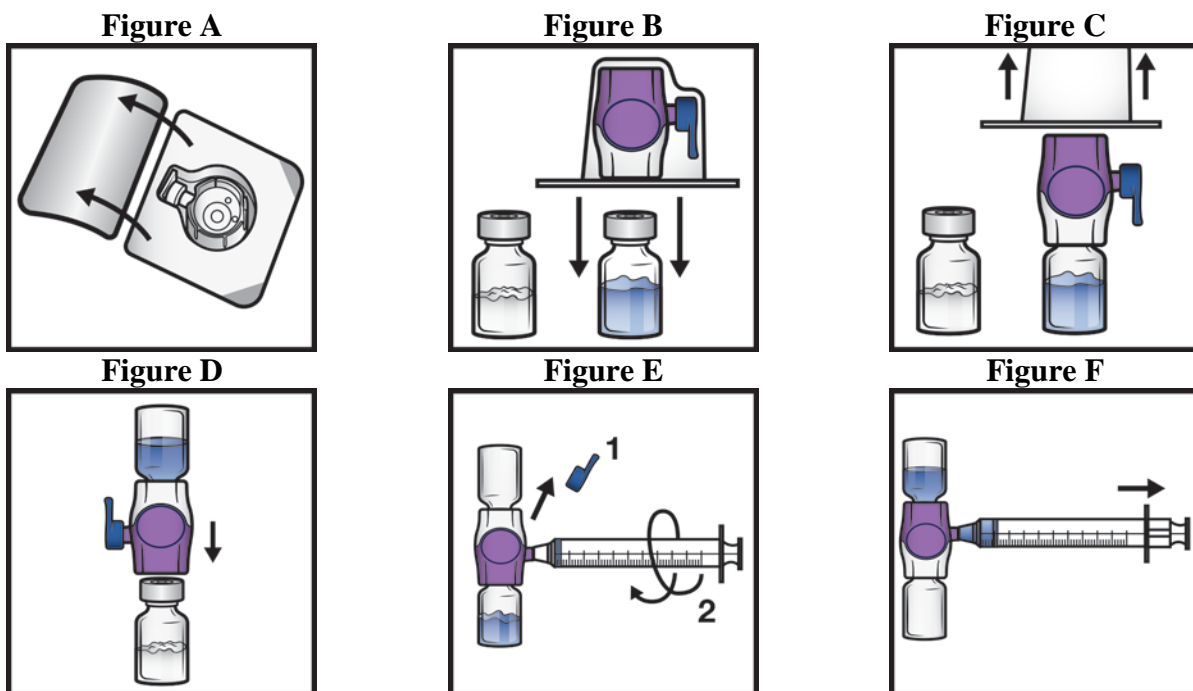
1. Use aseptic technique (clean and germ free) and a flat work surface during the reconstitution procedure.
2. Allow the vials of ADYNOVATE and diluent to reach room temperature before use.
3. Remove plastic caps from the ADYNOVATE and diluent vials.
4. Cleanse rubber stoppers with an alcohol wipe and allow drying prior to use.
5. Open the BAXJECT II Hi-Flow device package by peeling away the lid, without touching the inside (Figure A). Do not remove the device from the package.
6. Turn the package over. Press straight down to fully insert the clear plastic spike through the diluent vial stopper (Figure B).
7. Grip the BAXJECT II Hi-Flow package at its edge and pull the package off the device (Figure C). Do not remove the blue cap from the BAXJECT II Hi-Flow device. Do not touch the exposed purple plastic spike.
8. Turn the system over so that the diluent vial is on top. Quickly insert the purple plastic spike fully into the ADYNOVATE vial stopper by pushing straight down (Figure D). The vacuum will draw the diluent into the ADYNOVATE vial.
9. Swirl gently until ADYNOVATE is completely dissolved. Do not refrigerate after reconstitution.

### Administration

- Visually inspect the reconstituted ADYNOVATE solution for particulate matter and discoloration prior to administration.
  - The appearance of ADYNOVATE is clear and colorless.
  - Do not use if particulate matter or discoloration is observed.
- Administer ADYNOVATE as soon as possible, but no later than 3 hours after reconstitution.

#### Administration Steps:

1. Remove the blue cap from the BAXJECT II Hi-Flow device. Connect the syringe to the BAXJECT II Hi-Flow device (Figure E). Use of a Luer-lock syringe is recommended. Do not inject air.
2. Turn the system upside down (ADYNOVATE vial now on top). Draw the factor concentrate into the syringe by pulling the plunger back slowly (Figure F).
3. Disconnect the syringe; attach a suitable needle and inject intravenously as instructed under Administration by Bolus Infusion. If a patient is to receive more than one vial of ADYNOVATE, the contents of multiple vials may be drawn into the same syringe. A BAXJECT II Hi-Flow device is required to reconstitute of each vial of ADYNOVATE and diluent needed.
4. Administer ADYNOVATE over a period of less than or equal to 5 minutes (maximum infusion rate 10 mL per min).



## OVERDOSAGE

The effects of higher than recommended doses of ADYNOVATE have not been characterized.

For management of a suspected drug overdose, contact your regional Poison Control Centre.

## **ACTION AND CLINICAL PHARMACOLOGY**

### **Mechanism of Action**

ADYNOVATE, a pegylated form of recombinant antihemophilic factor (ADVATE), temporarily replaces the missing coagulation factor VIII needed for effective hemostasis in congenital hemophilia A patients. ADYNOVATE exhibits an extended terminal half-life through pegylation of the parent molecule, ADVATE, which reduces binding to the physiological factor VIII clearance receptor (LRP1).

### **Pharmacodynamics**

Hemophilia A is a disorder characterized by a deficiency of functional coagulation factor VIII, resulting in a prolonged, patient plasma clotting time as measured by the activated partial thromboplastin time (aPTT). Treatment with ADYNOVATE normalizes the aPTT over the effective dosing period.

### **Pharmacokinetics**

#### **Adults and Adolescents Pharmacokinetics**

The pharmacokinetics (PK) of ADYNOVATE was evaluated in a multi-center, prospective, open label study and compared with ADVATE in 26 subjects prior to initiation of prophylactic treatment with ADYNOVATE and in 22 subjects after 6 months of treatment with ADYNOVATE. A single dose of 45 IU/kg was utilized for both products. The PK parameters, as shown in Table 5 and Table 6, were based on plasma coagulation factor VIII activity measured by the one-stage clotting assay and are presented by age groups (adults and adolescents).

The terminal plasma half-life of ADYNOVATE was 1.4- to 1.5-fold, using the One-stage Clotting Assay or Chromogenic Assay, longer than ADVATE. Incremental recovery was comparable between both products. The PK parameters determined after 6 months of prophylactic treatment with ADYNOVATE were consistent with the initial parameter estimates. After 6 months of prophylactic treatment with ADYNOVATE a mean terminal half-life of 16.39 hours in adults and 15.06 hours in adolescents was determined. The PK profiles were comparable between adolescents and adults. The data demonstrate that ADYNOVATE has an extended circulating half-life.

**Table 5: Pharmacokinetic Parameters in Adults (greater than or equal to 18 years) (Arithmetic Mean  $\pm$  SD)**

<b>PK Parameters</b>	<b>ADVATE Upon Initial Dose N = 18</b>	<b>ADYNOVATE Upon Initial Dose N = 18</b>	<b>ADYNOVATE <math>\geq</math> 50 EDs N = 16</b>
Terminal half-life [h]	10.83 $\pm$ 2.08	14.69 $\pm$ 3.79	16.39 $\pm$ 5.28
MRT [h]	13.41 $\pm$ 3.00	20.27 $\pm$ 5.23	21.09 $\pm$ 4.73
CL [mL/(kg·h)]	3.88 $\pm$ 1.24	2.27 $\pm$ 0.84	2.37 $\pm$ 0.77
Incremental Recovery [(IU/dL)/(IU/kg)]	2.57 $\pm$ 0.43	2.66 $\pm$ 0.68	2.33 $\pm$ 0.55
AUC <sub>0-Inf</sub> [IU·h/dL]	1286 $\pm$ 390	2264 $\pm$ 729	2062 $\pm$ 575
V <sub>ss</sub> [dL/kg]	0.50 $\pm$ 0.11	0.43 $\pm$ 0.11	0.49 $\pm$ 0.17
C <sub>max</sub> [IU/dL]	117 $\pm$ 20	122 $\pm$ 29	105 $\pm$ 25
T <sub>max</sub> [h]	0.33 $\pm$ 0.19	0.46 $\pm$ 0.29	0.38 $\pm$ 0.18

Methodology: PK parameters were estimated from individual PK curves of each subject;  
Abbreviations: C<sub>max</sub>: maximum observed activity; AUC: area under the curve;  
MRT: mean residence time; CL: clearance; V<sub>ss</sub>: body weight adjusted volume of distribution at steady- state

**Table 6: Pharmacokinetic Parameters in Adolescents (12 to less than 18 years) (Arithmetic Mean  $\pm$  SD)**

<b>PK Parameters</b>	<b>ADVATE Upon Initial Dose N = 8</b>	<b>ADYNOVATE Upon Initial Dose N = 8</b>	<b>ADYNOVATE <math>\geq</math>50 EDs N = 6</b>
Terminal half-life [h]	9.45 $\pm$ 2.45	13.43 $\pm$ 4.05	15.06 $\pm$ 4.08
MRT [h]	11.63 $\pm$ 2.94	17.96 $\pm$ 5.49	19.47 $\pm$ 5.32
CL [mL/(kg·h)]	6.07 $\pm$ 3.05	3.87 $\pm$ 3.31	2.75 $\pm$ 0.96
Incremental Recovery [(IU/dL)/(IU/kg)]	1.94 $\pm$ 0.52	2.12 $\pm$ 0.60	2.22 $\pm$ 0.88
AUC <sub>0-Inf</sub> [IU·h/dL]	902 $\pm$ 400	1642 $\pm$ 752	1868 $\pm$ 807
V <sub>ss</sub> [dL/kg]	0.67 $\pm$ 0.31	0.56 $\pm$ 0.18	0.51 $\pm$ 0.13
C <sub>max</sub> [IU/dL]	89 $\pm$ 29	95 $\pm$ 25	100 $\pm$ 42
T <sub>max</sub> [h]	0.21 $\pm$ 0.04	0.26 $\pm$ 0.10	0.71 $\pm$ 1.16

Methodology: PK parameters were estimated from individual PK curves of each subject;  
Abbreviations: C<sub>max</sub>: maximum observed activity; AUC: area under the curve;  
MRT: mean residence time; CL: clearance; V<sub>ss</sub>: body weight adjusted volume of distribution at steady- state



## Pediatric Pharmacokinetics

A nonlinear mixed effects model approach was used to derive a population PK model and to estimate individual PK parameters by empirical Bayesian estimates from the model (Table 7). Prior to the start of the 6-month prophylactic treatment phase of the trial they underwent PK analysis with a single dose of  $60 \pm 5$  IU/kg ADVATE followed by a single dose of  $60 \pm 5$  IU/kg ADYNOVATE. All evaluable subjects who participated in the PK portion of the study had one pre-infusion blood draw and 3 post-infusion blood draws (resulting in 92 evaluable samples for ADVATE and 88 evaluable samples for ADYNOVATE). The latter were randomly selected from 3 choices for each blood draw.

**Table 7: Pharmacokinetic Parameters in Children (less than 12 years) (Arithmetic Mean  $\pm$  SD)**

PK Parameters	ADYNOVATE Upon Initial Dose N = 14	ADYNOVATE Upon Initial Dose N = 17
	< 6 years	6 to < 12 years
Terminal half-life [h]	11.8 $\pm$ 2.43	12.4 $\pm$ 1.67
MRT [h]	17.0 $\pm$ 3.50	17.8 $\pm$ 2.42
CL [mL/(kg·h)]	3.53 $\pm$ 1.294	3.11 $\pm$ 0.762
Incremental Recovery [(IU/dL)/(IU/kg)]	1.89 $\pm$ 0.488	1.95 $\pm$ 0.474
AUC <sub>0-Inf</sub> [IU·h/dL]	1947 $\pm$ 757	2012 $\pm$ 495
V <sub>ss</sub> [dL/kg]	0.56 $\pm$ 0.12	0.54 $\pm$ 0.09
C <sub>max</sub> [IU/dL]	114.8 $\pm$ 29.99	114.8 $\pm$ 32.59

Methodology: Means and standard deviations of PK parameters were derived from individual subject data for Incremental Recovery and C<sub>max</sub>, and the means and standard deviations of all other PK parameters were derived from empirical Bayes estimates from a population PK model; the eta-shrinkage values for the empirical Bayes estimates were less than 30%;

Abbreviations: C<sub>max</sub>: maximum observed activity; AUC: area under the curve;

MRT: mean residence time; CL: clearance; V<sub>ss</sub>: body weight adjusted volume of distribution at steady- state

### ***Special Populations and Conditions***

No analyses of effects of intrinsic factors such as age, sex, race, renal, or hepatic impairment on Pharmacokinetic outcomes have been conducted.

## **STORAGE AND STABILITY**

- Store at refrigerated temperature; 2° to 8°C (36° to 46°F) in powder form. Do not freeze.
- May be stored at room temperature not to exceed 30°C (86°F) for a period of up to 3 months.
- Write the date on the carton when ADYNOVATE is removed from refrigeration.
- After storage at room temperature, do not return the product to the refrigerator.
- Do not use beyond expiration date printed on the carton or vial.
- Store vials in their original box and protect them from extreme exposure to light.

## **SPECIAL HANDLING INSTRUCTIONS**

Inspect parenteral drug products for particulate matter and discoloration prior to administration. The solution should be clear and colorless in appearance. Do not administer if particulate matter or discoloration is found and notify Shire.

Reconstitute ADYNOVATE with 5 mL of Sterile Water for Injection. Use within 3 hours of reconstitution.

## **DOSAGE FORMS, COMPOSITION AND PACKAGING**

ADYNOVATE is a lyophilized powder in single-use vials containing nominally 250, 500, 1000, and 2000 international units. The actual factor VIII potency is labeled on each ADYNOVATE vial.

Each carton of ADYNOVATE includes the following:

- A single-use vial of ADYNOVATE lyophilized powder
- A vial of 5 mL sterile Water for Injection (USP, Ph.Eur.) as diluent for reconstitution prior to intravenous injection.
- A BAXJECT II Hi-Flow reconstitution device

A separate carton containing the following is also provided along with the product carton:

- 1 infusion set
- 1 10 mL sterile syringe
- 2 sterile alcohol swabs
- 2 bandages

When reconstituted with the provided diluent (sterile Water for Injection), ADYNOVATE contains the following: Sodium Chloride, Histidine, Calcium Chloride x 2 H<sub>2</sub>O, Tris(hydroxymethyl)-aminomethan, Glutathione, Trehalose dehydrate, Mannitol, and Polysorbate 80.

## PART II: SCIENTIFIC INFORMATION

### PHARMACEUTICAL INFORMATION

#### Drug Substance

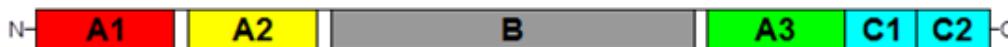
**Proper name:** Antihemophilic Factor (Recombinant), PEGylated

**Chemical name:** Antihemophilic Factor (Recombinant), PEGylated

**Molecular formula and molecular mass:** The molecular weight of the rFVIII is about 280kDa while the PEGylated molecule has a molecular weight of approximately 330 kDa.

#### Structural formula:

##### Full Length FVIII



#### Physicochemical properties:

ADYNOVATE is manufactured by PEGylation of the commercially produced final bulk rFVIII substance from ADVATE. ADVATE is PEGylated with 20 kDa branched chain PEG molecules primarily on the lysine residues.

#### Product Characteristics

ADYNOVATE is a human recombinant factor VIII (rFVIII) conjugated with a polyethylene glycol (PEG) reagent. More specifically, the rFVIII used for the conjugation is the active substance of Shire's licensed medicinal product ADVATE approved by Health Canada in 2006. ADVATE is a full length human rFVIII. The protein component of ADVATE is derived from a Chinese Hamster Ovary (CHO) cell line using a plasma-protein-free method and a virus inactivation step. The PEG reagent used has a size of 20 kDa with a branched structure and is covalently attached to primary amines, primarily lysine residues, of the rFVIII.

## CLINICAL TRIALS

### Study demographics and trial design

**Table 8 - Summary of patient demographics for clinical studies in Hemophilia A patient population**

Study #	Study design	Dosage, route of administration and duration	Number of subjects	Mean age (Range)	Gender
261201	A multicenter, non-randomized, open label, 2-arm study	<p>Arm 1: Prophylaxis 40-50 IU per kg twice weekly</p> <p>Arm 2: On-Demand 10-60 IU per kg</p>	<p>120</p> <p>17</p>	<p>28 (12,58)</p> <p>29 (12,58)</p>	Male
261204	A multicenter, open label, uncontrolled study	<p><u>Preoperative:</u></p> <p>Minor: Dose is tailored to raise the plasma level of FVIII to 30-60% of normal.</p> <p>Major: Dose is tailored to raise the plasma level of FVIII to 80-120% of normal.</p> <p><u>Intra- and Postoperative</u></p> <p>Minor: The postoperative, pre-infusion FVIII levels should be kept at 30-60% of normal for the first 24 hours or longer as deemed necessary by the investigator.</p> <p>Major: The postoperative, pre-infusion FVIII levels should be at least 80% of normal for the first postoperative 72 hours and at least 50% on postoperative Days 4-7. From Day 8 until discharge the FVIII levels should not fall below 30% or as specified in the FVIII substitution plan.</p>	15	35.6 (19, 52)	Male

261202	A multicenter, open label, uncontrolled study	Prophylaxis 40-60 IU per kg twice weekly  PK 60 ± 5 IU per kg	66	6.0 (1, 11)	Male (65) and Female (1)
--------	-----------------------------------------------	---------------------------------------------------------------------------	----	----------------	--------------------------------

#### Adults and Adolescents (≥ 12 years of age)

The safety, efficacy, and PK of ADYNOVATE were evaluated in a multicenter, open label, prospective, non-randomized, two-arm clinical study that assessed the efficacy of a twice weekly prophylactic treatment regimen, assessed the efficacy of on-demand treatment, and determined hemostatic efficacy in the treatment of bleeding episodes. A total of 137 male PTPs (12 to 65 years of age) with severe hemophilia A received at least one infusion with ADYNOVATE. Twenty-five of the subjects were adolescent (12 to less than 18 years of age).

Subjects received either prophylactic treatment (n = 120) with ADYNOVATE at a dose of 40-50 IU per kg twice weekly or on-demand treatment (n = 17) with ADYNOVATE at a dose of 10-60 IU per kg for a 6 month period. The mean dose per prophylaxis infusion was 44.4 IU per kg with a median dosing interval of 3.6 days. Out of 98 subjects who indicated that their pre-study treatment regimen was prophylaxis with another factor VIII concentrate, 91 out of 98 (93%) subjects experienced a reduction in dosing frequency during the study, with a median reduction of 33.7%. One hundred eighteen out of 120 (98%) prophylaxis subjects remained on the starting recommended regimen without dose adjustment, and 2 subjects increased their dose to 60 IU/kg during prophylaxis.

#### Pediatric (< 12 years of age)

The safety, efficacy, PK, immunogenicity and HRQoL in pediatric PTPs with severe hemophilia A were assessed in a multicenter, open-label, prospective, uncontrolled clinical study. There were 2 age cohorts of subjects, with the following age ranges: <6 years and 6 to <12 years. A total of 73 subjects were enrolled, of which 66 were dosed (32 subjects aged <6 years and 34 subjects aged 6 to <12 years). Subjects were to receive twice weekly prophylactic treatment with 50 ±10 IU/kg of ADYNOVATE over a period of 6 months or at least 50 EDs, whichever occurred last.

The mean (SD) prophylactic dose during the trial was 51.1 IU/kg (5.5) and ranged from 39.9 to 66.8 IU/kg. In the event of a bleeding episode, subjects were to be treated with additional infusions of ADYNOVATE, 10 - 20 ± 5 IU/kg for minor bleeds, 15 - 30 ± 5 IU/kg for moderate bleeds and 30 - 60 ± 5 IU/kg for severe bleeds. Hemostatic efficacy was evaluated in 70 bleeding episodes. The majority of bleeding episodes (56/70) were treated with higher doses than guidelines recommend [average dose 43.20 IU/kg (SD=13.95)].

## Study results

### Efficacy in Control of Bleeding

A total of 518 bleeding episodes were treated with ADYNOVATE (per protocol). The median dose per infusion to treat a minor, moderate, severe/major and all bleeding episodes was 25.5 (IQR: 20.7) IU/kg, 30.9 (IQR: 20.1) IU/kg, 36.4 (IQR: 15.5) IU/kg, and 29.0 (IQR: 19.2) IU per kg, respectively. Efficacy in control of bleeding episodes is summarized in **Table 9**.

**Table 9: Summary of Efficacy in Control of Bleeding**

Location of Bleeding Episode		All	Joint	Non-Joint
Number of Bleeding Episodes Treated		518	394	124
Number of Infusions to Treat Bleeding Episodes	1 infusion	85.5%	85.8%	84.7%
	2 infusions	10.4%	10.7%	9.7%
	Total (1 or 2 infusions)	95.9%	96.4%	94.4%
Rate of Success in the Treatment of Bleeding Episodes <sup>a</sup>	Excellent or good	96.1%	97.0%	93.5%

<sup>a</sup>Excellent was defined as full relief of pain and cessation of objective signs of bleeding; good was defined as definite pain relief and/or improvement in signs of bleeding; Fair defined as probable and/or slight relief of pain and slight improvement in signs of bleeding after a single infusion. Required more than 1 infusion for complete resolution; None defined as no improvement or condition worsens.

### Prophylaxis Adults and Adolescents (≥ 12 years of age)

A total of 101 subjects (per protocol) received a twice a week regimen in the prophylaxis arm, and an additional 17 subjects were treated episodically in the on-demand arm. The median annualized bleed rate (ABR) in the on-demand treatment arm was 41.5 bleeds and the ABR in the twice a week prophylaxis group was 1.9 bleeds (Table 10).

**Table 10: Median (IQR\*) Annualized Bleed Rate by Treatment**

Bleeding Episode Etiology	On-Demand Treatment (IQR)	Routine Prophylaxis Treatment (IQR)
Overall	41.5 (19.4)	1.9 (5.8)
Joint	38.1 (20.1)	0.0 (2.0)
Non-Joint	3.7 (7.2)	0.0 (2.1)
Spontaneous	21.6 (22.0)	0.0 (2.2)
Traumatic	9.3 (25.5)	0.0 (2.0)

\* Interquartile range (IQR) is defined as the difference between the 75<sup>th</sup> percentile (3rd quartile) and the 25<sup>th</sup> percentile (first quartile)

The majority of the bleeds during prophylaxis (92%) were of minor/moderate severity. The median ABR for the 17 adolescent subjects on prophylaxis was 6.0 and the median ABR for the 84 subjects 18

years and older on prophylaxis was 1.9. A comparison of the estimated ABRs in the pre-study period to the on-study period is shown in Table 11.

**Table 11: Estimated Annualized Bleeding Rates in the Pre-Study Period as Compared to the Estimated Annualized Bleeding Rates in the On-study Period**

	<b>Prophylaxis pre- and on-study period. Subjects 18 to 65 years of age</b>	<b>Prophylaxis pre- and on-study period. Subjects 12 to 17 years of age</b>
Number of subjects on prophylactic regimen prior to study	66	16
Estimated Annualized Bleeding Rates : Mean ± SD; Median (range)		
Pre-study	10.64 ± 13.15 8.00 (0.00, 52.00)	6.06 ± 5.09 4.50 (0.00, 16.00)
On-study	3.64 ± 4.57 1.99 (0.00, 18.43)	6.18 ± 6.31 4.05(0.00, 18.17)

Adult subjects on prophylaxis with or without target joints at screening experienced a median annualized joint bleed rate (AJBR) of 0.0. Adolescent subjects on prophylaxis with target joints experienced a median AJBR of 1.8 as compared to 0.0 for subjects without target joints. Forty out of 101 subjects (40%) experienced no bleeding episodes, 58 out of 101 subjects (57 %) experienced no joint bleeding episodes, and 58 out of 101 subjects (57%) experienced no spontaneous bleeding episodes in the prophylaxis arm. All subjects in the on-demand arm experienced a bleeding episode, including a joint or spontaneous bleeding episode.

#### Prophylaxis in Pediatrics (< 12 years of age)

The safety and efficacy of ADYNOVATE was evaluated in a total of 73 pediatric PTPs with severe hemophilia A, of which 66 subjects were dosed (32 subjects aged <6 years and 34 subjects aged 6 to <12 years). The prophylactic regimen was 40 to 60 IU/kg of ADYNOVATE twice a week, with a mean (SD) dose of 51.1 IU/kg (5.5).

The ABR was analyzed in a negative binomial model with the presence or absence of target joints and age at screening <6 years versus 6 to <12 years as covariates, and the duration of the observation period in years as an offset. The point estimate for the overall mean ABR was 3.04 (95% CI 2.21 – 4.19) with a median of 2.0, 1.16 (95% CI 0.74 – 1.83) with a median of 0 for spontaneous bleeds, and 1.10 (95% CI 0.64 – 1.91) with a median of 0 for joint bleeds. Of the 66 subjects treated prophylactically, 25 (38%)

experienced no bleeding episodes, 44 (67%) experienced no spontaneous bleeding episodes, and 48 (73%) experienced no joint bleeding episodes.

ABR was assessed on the basis of the 96 total bleeding episodes that were observed during the pediatric trial, of which 70 were treated. Of these 70 bleeding episodes (35 minor and 35 moderate), 82.9% were controlled with 1 infusion and 91.5% were controlled with 1 or 2 infusions. Control of bleeding was rated excellent or good in 63 out of 70 (90%) bleeding episodes.

### Efficacy in Perioperative Management

Eleven major surgical procedures (3 knee replacements, 2 arthroscopic synovectomies, 1 cyst extirpation, 3 multiple tooth extractions including 1 radicular cyst removal, 1 port placement, and 1 gastric band placement) and 4 additional minor surgeries (1 synoviorthesis, 1 radiosynovectomy, 1 tooth extraction, 1 dermatological surgery) were performed in 15 subjects. For major surgeries, the preoperative loading dose ranged from 36 IU/kg to 99 IU/kg (median: 65 IU/kg); and postoperative dose ranged from 177 IU/kg to 769 IU/kg (median: 305 IU/kg). The median total dose was 362 IU/kg (range: 237-863 IU/kg).

Perioperative hemostatic efficacy was rated as excellent (blood loss less than or equal to that expected for the same type of procedure performed in a non-hemophilic patient) for all 15 (11 major, 4 minor) procedures. The median (QR) observed intraoperative blood loss was 10.0 (45.0) mL compared to the predicted average blood loss of 50.0 (144.0) mL for 11 major surgeries.

### Impact on Quality of Life

#### Adults and Adolescents ( $\geq 12$ years of age)

Changes in patient report outcomes from screening to the end of study visit were assessed for the Haemo-SYM Questionnaire and the Short Form (SF-36) Questionnaire.

#### **SF-36 Questionnaire**

Higher scores indicate better HRQoL on the SF-36 Questionnaire. Change scores were calculated as the value at study completion minus the value at baseline, therefore, a negative change score indicates a worsening of HRQoL. Conversely, a positive value for change indicates improved HRQoL.

On average, subjects treated on prophylaxis reported improved mean HRQoL ( $>1$  point change) on 3 of the 10 SF-36 scores, including Role-Physical (+1.31), Bodily Pain (+2.08), and the Physical Component Score (+1.36). Little change ( $< 1$  point change) was reported on the remaining 7 SF-36 scores. On demand subjects ( $n=12$ ) reported lower mean HRQoL ( $>1$  point change) on 6 of the 10 SF-36 scores, including Physical Functioning (-2.46), Role Physical (-3.67), Social Functioning (-3.18), Mental Health (-3.29), the Physical Component Score (-1.58) and the Mental Component Score (-1.14). Little change ( $< 1$  point change) was reported on the remaining 4 SF-36 scores.

#### **Haemo-SYM Questionnaire**



Higher scores indicate more severe symptoms on the Haemo-SYM. Change scores were calculated as the value at study completion minus the value at baseline, therefore, a negative change score indicates an improvement (reduction in symptoms). Conversely, a positive change score indicates worsening symptoms. Prophylaxis subjects (n=82) reported a mean improvement in both bleed severity (-4.17) and pain severity (-1.22) and thus the total symptom score (-2.70). On-demand subjects (n=11) reported a mean improvement in bleed severity (-4.24) and in the total score (-2.20).

With respect to quality of life data collected with both the SF-36 and Haemo-SYM, instruments, patients on prophylaxis demonstrated improvement in domain scores relative to patients treated on-demand.

## **DETAILED PHARMACOLOGY**

See ACTION AND CLINICAL PHARMACOLOGY.

## **MICROBIOLOGY**

Not Applicable.

## **TOXICOLOGY**

### **Carcinogenesis, Mutagenesis, Impairment of Fertility**

No studies have been conducted with the active ingredient in ADYNOVATE to assess its mutagenic or carcinogenic potential.

Animal studies on reproductive and developmental toxicity of ADYNOVATE have not been conducted.

### **Animal Toxicology and/or Pharmacology**

Safety pharmacology studies demonstrated no evidence of thrombogenic potential or adverse effects on respiratory and cardiovascular function.

Single and repeated doses did not show signs of toxicity for ADYNOVATE in laboratory animals (mouse, rat, rabbit, and cynomolgus monkeys). No toxicity was observed for ADYNOVATE in rats and monkeys after repeated dosing even at the highest dose levels tested (700 IU/FVIII/kg).

Complete excretion of the 20 kDa PEG moiety was observed in a preclinical study investigating the distribution and excretion of radiolabelled ADYNOVATE (tritium labeled PEG reagent) after a single intravenous high dose in rats, representing at least a 30-fold excess over a typical single clinical dose.

## **REFERENCES**

None.

## **READ THIS FOR SAFE AND EFFECTIVE USE OF YOUR MEDICINE**

### **PATIENT MEDICATION INFORMATION**

## **ADYNOVATE**

Antihemophilic Factor (Recombinant), PEGylated

Read this carefully before you start taking **ADYNOVATE** and each time you get a refill. This leaflet is a summary and will not tell you everything about this drug. Talk to your healthcare professional about your medical condition and treatment and ask if there is any new information about **ADYNOVATE**.

### **What is ADYNOVATE used for?**

- To prevent and control bleeding in patients with hemophilia A.
- To prevent or reduce the number of bleeding episodes when used regularly (prophylaxis).
- Perioperative management.

ADYNOVATE is not used to treat von Willebrand disease.

### **How does ADYNOVATE work?**

ADYNOVATE is an injectable medicine used to replace clotting factor (Factor VIII or antihemophilic factor) that is missing in people with hemophilia A. ADYNOVATE raises the level of Factor VIII in the blood, to support the treatment or prevention of bleeding. ADYNOVATE is the extended half-life Factor VIII built on ADVATE.

### **What are the ingredients in ADYNOVATE?**

#### Medicinal ingredients

- PEGylated recombinant human FVIII

#### Non-medicinal ingredients

- Calcium Chloride x 2 H<sub>2</sub>O
- Glutathione
- Histidine
- Mannitol
- Polysorbate 80
- Sodium Chloride
- Trehalose dehydrate
- Tris(hydroxymethyl)-aminomethan

**ADYNOVATE comes in the following dosage forms:**

Lyophilized Powder for Intravenous Injection 250, 500, 1000, or 2000 IU/vial. Each strength is supplied with 5 mL sterile Water for Injection (USP, Ph.Eur.) for reconstitution.

**Do not use ADYNOVATE if you:**

- Are allergic to mice or hamster protein
- Are allergic to any ingredients in ADYNOVATE or ADVATE

**To help avoid side effects and ensure proper use, talk to your healthcare professional before you take ADYNOVATE. Talk about any health conditions or problems you may have, including if you:**

- Have or have had any medical problems.
- Take any medicines, including prescription and non-prescription medicines, such as over-the-counter medicines, supplements or herbal remedies.
- Have any allergies, including allergies to mice or hamster protein.
- Are breastfeeding. It is not known if ADYNOVATE passes into your milk and if it can harm your baby.
- Are pregnant or planning to become pregnant. It is not known if ADYNOVATE may harm your unborn baby.
- Have been told that you have inhibitors to Factor VIII.

**Other warnings you should know about:**

Your body may form inhibitors to Factor VIII. An inhibitor is part of the body's normal defense system. If you form inhibitors, it may stop ADYNOVATE from working properly. Consult with your healthcare provider to make sure you are carefully monitored with blood tests for the development of inhibitors to Factor VIII.

**Tell your healthcare professional about all the medicines you take, including any drugs, vitamins, minerals, natural supplements or alternative medicines.**

**The following may interact with ADYNOVATE:**

There are no known interactions of ADYNOVATE with other medications.

**How to take ADYNOVATE:**

ADYNOVATE is given directly into the bloodstream.

You may infuse ADYNOVATE at a hemophilia treatment center, at your healthcare provider's office or in your home. You should be trained on how to do infusions by your healthcare provider or hemophilia

treatment center. Many people with hemophilia A learn to infuse their ADYNOVATE by themselves or with the help of a family member.

Reconstituted product (after mixing dry product with wet diluent) must be used within 3 hours and cannot be stored or refrigerated. Discard any ADYNOVATE left in the vial at the end of your infusion as directed by your healthcare professional.

You may have to have blood tests done after getting ADYNOVATE to be sure that your blood level of Factor VIII is high enough to clot your blood.

Call your healthcare provider right away if your bleeding does not stop after taking ADYNOVATE.

## Administration

### Preparation and Reconstitution

#### Reconstitution Concentration

Vial Size	Volume of Diluent to be Added to Vial	Approximate Available Volume	Nominal Concentration Antihemophilic Factor (Recombinant), PEGylated per mL
5 mL (250 IU)	5 mL	5 mL	50 IU
5 mL (500 IU)	5 mL	5 mL	100 IU
5 mL (1000 IU)	5 mL	5 mL	200 IU
5 mL (2000 IU)	5 mL	5 mL	400 IU

1. Use aseptic technique (clean and germ free) and a flat work surface during the reconstitution procedure.
2. Allow the vials of ADYNOVATE and diluent to reach room temperature before use.
3. Remove plastic caps from the ADYNOVATE and diluent vials.
4. Cleanse rubber stoppers with an alcohol wipe and allow drying prior to use.
5. Open the BAXJECT II Hi-Flow device package by peeling away the lid, without touching the inside (Figure A). Do not remove the device from the package.
6. Turn the package over. Press straight down to fully insert the clear plastic spike through the diluent vial stopper (Figure B).
7. Grip the BAXJECT II Hi-Flow package at its edge and pull the package off the device (Figure C). Do not remove the blue cap from the BAXJECT II Hi-Flow device. Do not touch the exposed purple plastic spike.
8. Turn the system over so that the diluent vial is on top. Quickly insert the purple plastic spike fully into the ADYNOVATE vial stopper by pushing straight down (Figure D). The vacuum will draw the diluent into the ADYNOVATE vial.


- Swirl gently until ADYNOVATE is completely dissolved. Do not refrigerate after reconstitution.

### Administration

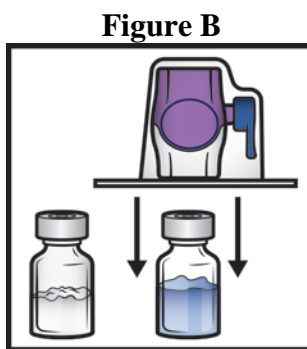
- Visually inspect the reconstituted ADYNOVATE solution for particulate matter and discoloration prior to administration.
  - The appearance of ADYNOVATE is clear and colorless.
  - Do not use if particulate matter or discoloration is observed.
- Administer ADYNOVATE as soon as possible, but no later than 3 hours after reconstitution.

### Administration Steps:

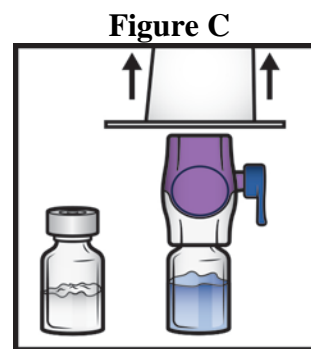
- Remove the blue cap from the BAXJECT II Hi-Flow device. Connect the syringe to the BAXJECT II Hi-Flow device (Figure E). Use of a Luer-lock syringe is recommended. Do not inject air.
- Turn the system upside down (ADYNOVATE vial now on top). Draw the factor concentrate into the syringe by pulling the plunger back slowly (Figure F).
- Disconnect the syringe; attach a suitable needle and inject intravenously as instructed under Administration by Bolus Infusion. If a patient is to receive more than one vial of ADYNOVATE, the contents of multiple vials may be drawn into the same syringe. A BAXJECT II Hi-Flow device is required to reconstitute of each vial of ADYNOVATE and diluent needed.
- Administer ADYNOVATE over a period of less than or equal to 5 minutes (maximum infusion rate 10 mL per min).



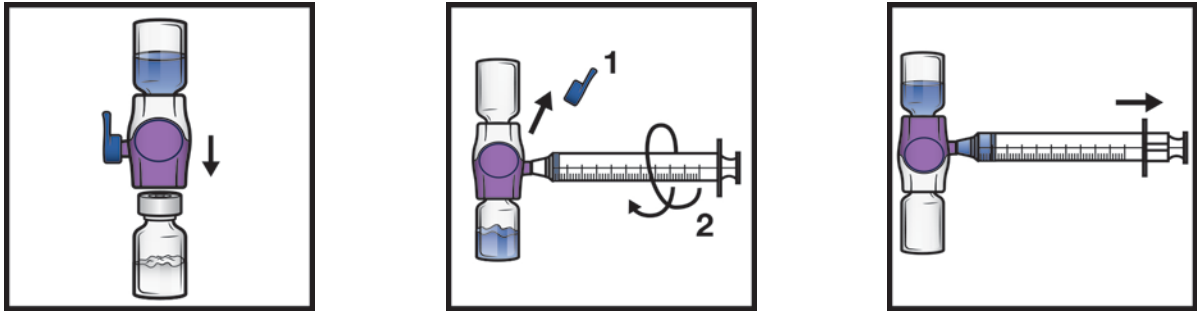
**Figure D**



**Figure E**



**Figure F**



### **Usual Dose:**

Your ADYNOVATE regimen will be individualized to meet your needs. Your healthcare provider will tell you how much ADYNOVATE to use based on your individual weight, level of physical activity, the severity of your hemophilia A, and where you are bleeding. Your healthcare provider may adjust your dose or frequency to provide you with the levels of FVIII protection that you need.

Your healthcare provider may measure your individual pharmacokinetics to confirm or adjust your ADYNOVATE regimen.

### **Overdose:**

The effects of higher than recommended doses of ADYNOVATE have not been characterized.

If you think you have taken too much ADYNOVATE, contact your healthcare professional, hospital emergency department or regional Poison Control Centre immediately, even if there are no symptoms.

### **Missed Dose:**

**Talk to your doctor if you have missed a dose.**

### **What are possible side effects from using ADYNOVATE?**

You can have an allergic reaction to ADYNOVATE.

Call your healthcare provider right away and stop treatment if you get a rash or hives, itching, tightness of the throat, chest pain or tightness, difficulty breathing, lightheadedness, dizziness, nausea or fainting.

The common side effects of ADYNOVATE are headache, diarrhea, nausea, and rash. Tell your healthcare provider about any side effects that bother you or do not go away.

These are not all the possible side effects you may feel when taking ADYNOVATE. If you experience any side effects not listed here, contact your healthcare professional. Please also see Warnings and Precautions.

If you have a troublesome symptom or side effect that is not listed here or becomes bad enough to interfere with your daily activities, talk to your healthcare professional.

### **Reporting Side Effects**

You can help improve the safe use of health products for Canadians by reporting serious and unexpected side effects to Health Canada. Your report may help to identify new side effects and change the product safety information.

#### **3 ways to report:**

- Online at [MedEffect](#);
- By calling 1-866-234-2345 (toll-free);
- By completing a Patient Side Effect Reporting Form and sending it by:
  - Fax to 1-866-678-6789 (toll-free), or
  - Mail to: Canada Vigilance Program  
Health Canada, Postal Locator 0701E  
Ottawa, ON  
K1A 0K9

Postage paid labels and the Patient Side Effect Reporting Form are available at [MedEffect](#).

*NOTE: Contact your health professional if you need information about how to manage your side effects. The Canada Vigilance Program does not provide medical advice.*

### **Storage:**

- Store at refrigerated temperature 2° to 8°C (36° to 46°F). Do not freeze.
- May store at room temperature not to exceed 30°C (86°F) for up to 3 months.
- Write the date on the carton when ADYNOVATE is removed from refrigeration.
- After storage at room temperature, do not return product back to the refrigerator.
- Do not use beyond the expiration date printed on the carton or vial.
- Store vials in their original box and protect them from extreme exposure to light.

Keep out of reach and sight of children.

### **If you want more information about ADYNOVATE:**

- Talk to your healthcare professional
- Find the full product monograph that is prepared for healthcare professionals and includes this Patient Medication Information by visiting the [Health Canada website](#); the manufacturer's website [www.shirecanada.com](http://www.shirecanada.com), or by calling 1-800-268-2772.

This leaflet was prepared by Shire Pharma Canada ULC.

Last Revised: November 21, 2018